

370



✓ P.O. Box 1189
Edna, TX 77957-1189
Edna (361) 771-4400
Bay City (979) 245-3029

OCT 24 2023

Office Hours:
Monday - Friday
8:00 a.m. - 5:00 p.m.

ACCOUNT #	ACCOUNT NAME	RATE	PCRF	BILL TYPE	SERVICE ADDRESS	TELEPHONE #
13416001	MATAGORDA COUNTY PCT 4	47	0.080000	0	Co Comm Pct Bay Hwy 35	(361) 588-6866

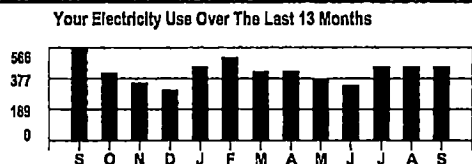
SERVICE PERIOD		NO. DAYS	READ TYPE	METER READING		METER NUMBER	MULT	KILOWATT USAGE	CHARGES
FROM	TO			PREVIOUS	PRESENT				
08/18/23	09/18/23	31	2	44810	45262	10329739	1	452	72.46

2 100W- HPS
THANK YOU FOR YOUR PAYMENT 09/21/23
PREVIOUS AMOUNT DUE 186.61
TOTAL AMOUNT DUE 93.46

Code 01054410-615 kWh

Approved County Auditor
[Signature]

COMPARISONS	DAYS SERVICE	KWH USED	AVG. KWH/DAY	COST PER DAY	TOTAL NOW DUE		
CURRENT BILLING PERIOD	31	452	15	2.34	CURRENT BILL PAST DUE AFTER 10/16/23 BILL IS DUE UPON RECEIPT		
PREVIOUS BILLING PERIOD	31	451	15	2.33			
SAME PERIOD LAST YEAR	31	566	18	2.85	AFTER DUE DATE PAY \$93.46		



FOR LOAD SHED AND CRITICAL CARE INFORMATION VISIT OUR WEBSITE WWW.MYJEC.COOP/LOAD-SHEDCRITICAL-CARE
ANNUAL MEETING 10/21/23 @ BAY CITY CIVIC CENTER
VISIT OUR WEBSITE AT: www.myjec.coop
DOWNLOAD THE JEC MOBILE APP FROM THE IOS APP STORE OR GOOGLE PLAY

Bill Type

0	NORMAL	<p>RECEIVED</p> <p>OCT 19 2023</p> <p>BY: DR</p>	Read Type
1	ESTIMATED		2
2	MINIMUM ESTIMATE		3
3	MINIMUM		4
4	FINAL		5
5	PRORATED		
6	PRORATED MINIMUM		
7	BUDGET BILL		
8	WEATHERIZATION/CONTRACT		
9	WAITING TO BE BILLED		

- COMPUTER ESTIMATED
- CONSUMER READ
- COOP READ
- CHARGEABLE READ
- COOP READ - FIELD
- NEW CONNECT

✓ P.O. Box 1189
Edna, TX 77957-1189
Edna (361) 771-4400
Bay City (979) 245-3029

370
OCT 24 2023



Office Hours:
Monday - Friday
8:00 a.m. - 5:00 p.m.

ACCOUNT #	ACCOUNT NAME	RATE	PCRF	BILL TYPE	SERVICE ADDRESS	TELEPHONE #
13416002	MATAGORDA COUNTY PCT 4	41	0.080000	0	South Hwy 35	(361) 588-6866

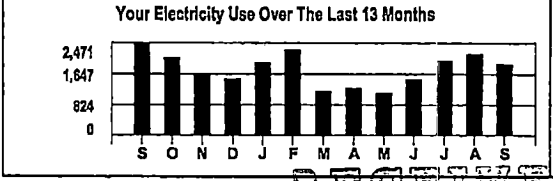
SERVICE PERIOD		NO. DAYS	READ TYPE	METER READING		METER NUMBER	MULT	KILOWATT USAGE	CHARGES
FROM	TO			PREVIOUS	PRESENT				
08/18/23	09/18/23 ✓	31	2	155763 ✓	157675	10329769	1	1912	225.76

THANK YOU FOR YOUR PAYMENT 09/21/23
PREVIOUS AMOUNT DUE -487.96
TOTAL AMOUNT DUE 487.96
225.76

OK
010-54410-615 K.H.

Approved
County Auditor
[Signature]

COMPARISONS	DAYS SERVICE	KWH USED	AVG. KWH/DAY	COST PER DAY	TOTAL NOW DUE		
CURRENT BILLING PERIOD	31	1912	62	7.28	\$225.76 ✓		
PREVIOUS BILLING PERIOD	31	2176	70	8.18			
SAME PERIOD LAST YEAR	31	2471	80	9.73			
					CURRENT BILL PAST DUE AFTER	10/16/23	BILL IS DUE UPON RECEIPT
					AFTER DUE DATE PAY		\$225.76



FOR LOAD SHED AND CRITICAL CARE INFORMATION VISIT OUR WEBSITE WWW.MYJEC.COOP/LOAD-SHEDCRITICAL-CARE
ANNUAL MEETING 10/21/23 @ BAY CITY CIVIC CENTER
 VISIT OUR WEBSITE AT: www.myjec.coop
 DOWNLOAD THE JEC MOBILE APP FROM THE IOS APP STORE OR GOOGLE PLAY

Bill Type
 0 NORMAL
 1 ESTIMATED
 2 MINIMUM ESTIMATED
 3 MINIMUM
 4 FINAL
 5 PRORATED
 6 PRORATED MINIMUM
 7 BUDGET BILL
 8 WEATHERIZATION/CONTRACT
 9 WAITING TO BE BILLED

RECEIVED
 OCT 19 2023
 BY: DR

Read Type
 0 COMPUTER ESTIMATED
 1 CONSUMER READ
 2 COOP READ
 3 CHARGEABLE READ
 4 COOP READ - FIELD
 5 NEW CONNECT

Keep This Portion for your Records - Return Bottom Portion with Payment

370



✓ P.O. Box 1189
 Edna, TX 77957-1189
 Edna (361) 771-4400
 Bay City (979) 245-3029

OCT 24 2023

Office Hours:
 Monday - Friday
 8:00 a.m. - 5:00 p.m.

ACCOUNT #	ACCOUNT NAME		RATE	PCRF	BILL TYPE	SERVICE ADDRESS	TELEPHONE #		
25516001	TRES PALACIOS OAKS VOL		41	0.080000	0	TPO-VFD 8-18 to 9-18-23	(361) 484-6943		
SERVICE PERIOD		NO. DAYS	READ TYPE	METER READING		METER NUMBER	MULT	KILOWATT USAGE	CHARGES
FROM	TO			PREVIOUS	PRESENT				
08/18/23	09/18/23	31	2	28288	28638	10299377	1	350	61.75
1 LED 100W 42 1 POLE 0 THANK YOU FOR YOUR PAYMENT 09/21/23 PREVIOUS AMOUNT DUE -135.34 TOTAL AMOUNT DUE 135.34 TOTAL AMOUNT DUE 74.00									
Approved County Auditor 									
C.F. Code 010-54410-615 K.H.									
COMPARISONS	DAYS SERVICE	KWH USED	AVG. KWH/DAY	COST PER DAY	TOTAL NOW DUE			\$74.00	
CURRENT BILLING PERIOD	31	350	11	1.99	CURRENT BILL PAST DUE AFTER	10/16/23	BILL IS DUE UPON RECEIPT		
PREVIOUS BILLING PERIOD	31	267	9	1.71	AFTER DUE DATE PAY			\$77.70	
SAME PERIOD LAST YEAR	31	324	10	1.98					
Your Electricity Use Over The Last 13 Months 				FOR LOAD SHED AND CRITICAL CARE INFORMATION VISIT OUR WEBSITE WWW.MYJEC.COOP/LOAD-SHEDCRITICAL-CARE ANNUAL MEETING 10/21/23 @ BAY CITY CIVIC CENTER VISIT OUR WEBSITE AT: www.myjec.coop DOWNLOAD THE JEC MOBILE APP FROM THE IOS APP STORE OR GOOGLE PLAY					

Bill Type	0 NORMAL	RECEIVED	Read Type
1	ESTIMATED		4
2	MINIMUM ESTIMATED		5
3	MINIMUM		
4	FINAL		
5	PRORATED		
6	PRORATED MINIMUM		
7	BUDGET BILL		
8	WEATHERIZATION/CONTRACT		

OCT 19 2023 BY: DK

370

17297

OCT 25 2023



P.O. Box 1189
Edna, TX 77957-1189
Edna (361) 771-4400
Bay City (979) 245-3029

Office Hours:
Monday - Friday
8:00 a.m. - 5:00 p.m.

ACCOUNT #	ACCOUNT NAME		RATE	PCRF	BILL TYPE	SERVICE ADDRESS	TELEPHONE #		
52570001	MATAGORDA COUNTY PCT 3 (ALL)		20	0.080000	3	3372 FM 521 / Carl Park	(361) 972-2719		
SERVICE PERIOD		NO. DAYS	READ TYPE	METER READING		METER NUMBER	MULT	KILOWATT USAGE	CHARGES
FROM	TO			PREVIOUS	PRESENT				
08/18/23	09/18/23	31	0			0			20.00
THANK YOU FOR YOUR PAYMENT 09/06/23									-20.00
PREVIOUS AMOUNT DUE									20.00
TOTAL AMOUNT DUE									20.00
APPROVED COUNTY AUDITOR DB KP									
COMPARISONS	DAYS SERVICE	KWH USED	AVG. KWH/DAY	COST PER DAY	TOTAL NOW DUE			\$20.00	
CURRENT BILLING PERIOD	31	0	0	0.65	CURRENT BILL PAST DUE AFTER	10/16/23	BILL IS DUE UPON RECEIPT		
PREVIOUS BILLING PERIOD	31	0	0	0.65	AFTER DUE DATE PAY			\$21.00	
SAME PERIOD LAST YEAR	0	0	0	0					
0105440660 AH				FOR LOAD SHED AND CRITICAL CARE INFORMATION VISIT OUR WEBSITE WWW.MYJEC.COOP/LOAD-SHEDCRITICAL-CARE ANNUAL MEETING 10/21/23 @ BAY CITY CIVIC CENTER VISIT OUR WEBSITE AT: www.myjec.coop DOWNLOAD THE JEC MOBILE APP FROM THE IOS APP STORE OR GOOGLE PLAY					

Bill Type

- 0 NORMAL
- 1 ESTIMATED
- 2 MINIMUM ESTIMATE
- 3 MINIMUM
- 4 FINAL
- 5 PRORATED
- 6 PRORATED MINIMUM
- 7 BUDGET BILL
- 8 WEATHERIZATION/CONTRACT
- 9 WAITING TO BE BILLED

RECEIVED
OCT 25 2023

Read Type

- 0 COMPUTER ESTIMATED
- 1 CONSUMER READ
- 2 COOP READ
- 3 CHARGEABLE READ
- 4 COOP READ - FIELD
- 5 NEW CONNECT

BY: DB



Jackson Electric Cooperative, Inc.

P.O. Box 1189, EDNA TX 77957

Office Hours: Monday - Friday, 8:00 a.m. - 5:00 p.m.

Bay City (979) 245-3029

Edna (361) 771-4400

Pay Online at: www.myjec.coop

Account Number	Meter	Service Address	MESSAGES
52570001	0	3372 FM 521	<p>01054410 660 AH</p>
MATAGORDA COUNTY PCT 3 (ALL 25000 STATE HIGHWAY 35 S PALACIOS TX 77465-1920			
SERVICE ADDRESS: 3372 FM 521			
Cutoff Date	Past Due Amount		
10/26/23	\$21.00		
DELINQUENT NOTICE			

PLEASE PAY \$21.00 BEFORE 10/26/23 TO AVOID DISCONNECTION

Dear Member:

Our records show your bill is delinquent in the amount shown. Please check your records, and if you have any questions please call our office. If payment is not received in our office before the disconnect date shown above, your electric service could be disconnected. If service is disconnected, payment of the collection fee, reconnect fee, and total amount due will be required before service is to be restored. An additional deposit may also be required.

BAY CITY - (979) 245-3029

EDNA - (361) 771-4400

Pay Online at: www.myjec.coop

PLEASE DETACH AND RETURN THIS PORTION WITH PAYMENT - RETAIN TOP PORTION FOR YOUR RECORDS

TX01021F



JACKSON ELECTRIC COOPERATIVE, INC
PO BOX 1189
EDNA TX 77957-1189

Account Number	52570001
Past Due Amount	\$21.00
TO AVOID CUTOFF PAY BY	10/26/23
DEPOSIT REQUIRED IF DISCONNECTED	\$50.00

*****AUTO**5-DIGIT 77465



MATAGORDA COUNTY PCT 3 (ALL 4
25000 STATE HIGHWAY 35 S 956
PALACIOS TX 77465-1920

JACKSON ELECTRIC COOPERATIVE, INC
PO BOX 1189
EDNA TX 77957-1189



P.O. Box 1189
 Edna, TX 77957-1189
 Edna (361) 771-4400
 Bay City (979) 245-3029



Office Hours:
 Monday - Friday
 8:00 a.m. - 5:00 p.m.

ACCOUNT #	ACCOUNT NAME	RATE	PCRF	BILL TYPE	SERVICE ADDRESS	TELEPHONE #				
52570001	MATAGORDA COUNTY PCT 3 (ALL	20	0.080000	3	3372 FM 521	(361) 972-2719				
SERVICE PERIOD		NO. DAYS	READ TYPE	METER READING		METER NUMBER	MULT	KILOWATT USAGE	CHARGES	
FROM	TO			PREVIOUS	PRESENT					
08/18/23	09/18/23	31	0			0			20.00	
THANK YOU FOR YOUR PAYMENT									09/06/23	-20.00
PREVIOUS AMOUNT DUE									20.00	
TOTAL AMOUNT DUE									20.00	

COMPARISONS	DAYS SERVICE	KWH USED	AVG. KWH/DAY	COST PER DAY	TOTAL NOW DUE		
CURRENT BILLING PERIOD	31	0	0	0.65	\$20.00		
PREVIOUS BILLING PERIOD	31	0	0	0.65	CURRENT BILL PAST DUE AFTER	10/16/23	BILL IS DUE UPON RECEIPT
SAME PERIOD LAST YEAR	0	0	0	0	AFTER DUE DATE PAY		\$21.00

0105440660
 AH

FOR LOAD SHED AND CRITICAL CARE INFORMATION VISIT OUR WEBSITE WWW.MYJEC.COOP/LOAD-SHEDCRITICAL-CARE ANNUAL MEETING 10/21/23 @ BAY CITY CIVIC CENTER

VISIT OUR WEBSITE AT: www.myjec.coop
 DOWNLOAD THE JEC MOBILE APP FROM THE IOS APP STORE OR GOOGLE PLAY

Bill Type	Read Type
0 NORMAL	0 COMPUTER ESTIMATED
1 ESTIMATED	1 CONSUMER READ
2 MINIMUM ESTIMATED	2 COOP READ
3 MINIMUM	3 CHARGEABLE READ
4 FINAL	4 COOP READ - FIELD
5 PRORATED	5 NEW CONNECT
6 PRORATED MINIMUM	
7 BUDGET BILL	
8 WEATHERIZATION/CONTRACT	
9 WAITING TO BE BILLED	

Keep This Portion for your Records - Return Bottom Portion with Payment
 PLEASE DETACH AND RETURN THIS PORTION WITH PAYMENT

TX01020F



P.O. Box 1189
 Edna, TX 77957-1189

ACCOUNT NUMBER	52570001	
Previous Balance	\$0.00	Current Bill \$20.00
SAVE	\$1.00	IF PAID BY 10/16/23
Total Due on Account	\$20.00	
After 10/16/23	\$21.00	



MATAGORDA COUNTY PCT 3 (ALL 0
 25000 STATE HIGHWAY 35 S 2412
 PALACIOS TX 77465-1920

JACKSON ELECTRIC COOPERATIVE INC
 PO BOX 1189
 EDNA TX 77957-1189



Matagorda County WCID #2
PO Box 4027
Sargent, TX 77404 US
+1 9794794540
WCID2@outlook.com

2164
OCT 24 2023

INVOICE

BILL TO
Matagorda County
P O Box 571
Matagorda, TX 77457

/Marine

SHIP TO
Matagorda County
West End Park & Chamber Park
Bay City, TX 77414

*

INVOICE 2183
DATE 09/30/2023
TERMS Net 30
DUE DATE 10/30/2023

SERVICE	DESCRIPTION	QTY	RATE	AMOUNT
OD 3rd Qtr	Out of District Water Service: July 1 - September 30	1	189.05	189.05
Late Fee	Late Fee Charge	1	15.00	15.00
SUBTOTAL				204.05
TAX				0.95
TOTAL				205.00
BALANCE DUE				\$205.00

3rd Qtr.
Teresa emailed WCID # 2 about the late fee see attached email on next page.

Approved
County Auditor
SR Vop

190-

1 36 010-54410662

OCT 18 2023

From: "Teresa Gibbons" <tgibbons@co.matagorda.tx.us>
To: "Darlene Richardson" <drichardson@co.matagorda.tx.us>
Date: 10/23/2023 07:31 AM
Subject: Fwd: RE: Pct 2 Mata Cty WCID 2

Here you go

Thank you and have a great day! Please call with any questions or if further assistance is needed



Teresa Gibbons

Matagorda County Pct 2 Commissioner, Secretary
P O Box 571
Matagorda, TX 77457
P) 979-863-7861 / tgibbons@co.matagorda.tx.us

From: "Teresa Gibbons" <tgibbons@co.matagorda.tx.us>
To: "Matagorda Water" <wcid2@outlook.com>
Date: Wed, 11 Oct 2023 14:02:38 -0500
Subject: RE: Pct 2 Mata Cty WCID 2

Ashley

Good Afternoon!

Please remove the late fee from our Sept bill, as per your previous emails it is automatically put on there and the invoice was just received. Inv # 2183 amount to be paid \$190. Please double check and all outstanding balances should be paid.

Thank you and have a great day! Please call with any questions or if further assistance is needed



Thank you and have a great day! Please call with any questions or if further assistance is needed



Teresa Gibbons

Matagorda County Pct 2 Commissioner, Secretary
P O Box 571
Matagorda, TX 77457
P) 979-863-7861 / tgibbons@co.matagorda.tx.us

From: Matagorda Water <wcid2@outlook.com>
To: Teresa Gibbons <tgibbons@co.matagorda.tx.us>
Date: Thu, 13 Jul 2023 15:31:40 +0000
Subject: RE: Pct 2 Mata Cty WCID 2

Good morning Teresa,

Sorry for the late response for I have been out of the office. The system automatically inputs late fees for invoices showing not paid, even in full. I can credit this late fee for you since it is for this reason, so just pay the \$190.00 flat rate quarterly fee. Yes, the tax on the invoice is a State Assessment TCEQ utility fee, not sales tax so cannot be exempt Ma'am. If you have any other questions, please let me know.

Thank you,

Ashley Hall

Bookkeeper - WCID2

(979) 479-4540

TXU
OCT 25 2023

VENDOR # 2149 ACCT# 100064844327
INV# 052003542710 INVOICE DATED 10/7/23 DESC Aug-Sept 2023

ADDRESS	ESI ID	METER #	SERV.	DATES	TOTAL	DEPT #
18 BAYVIEW MATAGORDA (JP#2)	10032789403973976	119711668	08/18/23	09/18/23	\$ 7.91	010-54410-462
190 AVE F MARKHAM (JP#4)	10032789461015050	163788084	08/21/23	09/19/23	\$ 201.70	010-54410-464
2200 7TH ST (CMOB)	10032789456726070	558785152	08/04/23	09/04/23	\$ 3,934.05	010-54410-508
ODLTS 2200 7TH ST (CMOB)	10032789456726071	7007055012SD	08/04/23	09/04/23	\$ 32.73	010-54410-508
ODLTS 2200 7TH ST (CMOB)	10032789456726072	7007055046SD	08/04/23	09/04/23	\$ 22.17	010-54410-508
2021 AVE G BLDG 1 WELLS FARGO (CTOB)	10032789499291957	558782912	08/29/23	09/28/23	\$ 2,256.47	010-54410-509
1700 7TH ST (COURTHOUSE)	10032789496308881	558026869	08/30/23	09/28/23	\$ 7,098.48	010-54410-510
2323 AVE E (JAIL)	10032789405892400	558782187	08/30/23	09/28/23	\$ 4,404.06	010-54410-512
ODLTS 2323 AVE E (JAIL)	10032789405892401	7006958123SD	08/30/23	09/28/23	\$ 16.14	010-54410-512
405 COMMERCE PALACIOS (JAIL)	10032789440808411	119430885	08/22/23	09/20/23	\$ 430.33	010-54410-512
2308 AVE F (S.O.)	10032789485567631	558782938	08/30/23	09/28/23	\$ 1,134.25	010-54410-560
MATAGORDA (TRANSFER ST)	10032789494278861	119431822	08/16/23	09/14/23	\$ 42.08	010-54410-595
EL MATON UNIT P43 (TRANSFER ST)	10032789482241440	169715859	08/11/23	09/11/23	\$ 40.85	010-54410-595
2604 NICHOLS AVE/CO BARN (PCT#1)	10032789459112270	122240792	08/08/23	09/06/23	\$ 342.44	010-54410-612
ODLTS NICHOLS AVE (PCT#1)	10032789485513550	7007116623SD	08/10/23	09/10/23	\$ 94.26	010-54410-612
ODLTS NICHOLS AVE (PCT#1)	10032789485513551	7007116651SD	08/28/23	09/26/23	\$ 21.44	010-54410-612
ODLTS NICHOLS AVE (PCT#1)	10032789485513552	7007116680SD	08/28/23	09/26/23	\$ 43.64	010-54410-612
HWY 60 OUTDOOR LTS(PCT#1)	10032789423558520	7006982603SD	08/23/23	09/21/23	\$ 19.58	010-54410-612
ODLTS 3520 NICHOLS AVE (PCT#1)	10032789479928771	7005770635SD	08/08/23	09/06/23	\$ 10.77	010-54410-612
17817 WOOD PLEDGER COMM CTR(PCT#1)	1008901015815710800100	190851001	08/17/23	09/17/23	\$ 111.45	010-54410-612
FISHER ST MATAGORDA (PCT#2)	10032789414370120	122332798	08/18/23	09/18/23	\$ 282.91	010-54410-613
OLD MAGNOLA/MATAGORDA (PCT#2)	10032789419199850	7006973193SD	08/18/23	09/18/23	\$ 10.55	010-54410-613
STILTS FISHER MATAGORDA (PCT#2)	10032789427542180	200527912	08/18/23	09/18/23	\$ 17.77	010-54410-613
115 LAUREL MATAGORDA (PCT#2)	10032789495257641	120726105	08/18/23	09/18/23	\$ 41.02	010-54410-613
OLDSCHOOL MATAGORDA/PCT#2	10032789417127397	148896249	08/18/23	09/18/23	\$ 68.23	010-54410-613
MATAGORDA FIREMAN'S HALL (PCT#2)	10032789446568110	122330875	08/18/23	09/18/23	\$ 324.41	010-54410-613
SELKIRK FIRE DEPT (PCT#2)	10032789427413670	122279171	08/17/23	09/17/23	\$ 83.03	010-54410-613
25000 SH 35 (PCT#3)	10032789453394875	120730531	08/11/23	09/11/23	\$ 162.57	010-54410-614
25000 SH 35 UNIT P7 (PCT#3)	10032789474945241	122240914	08/11/23	09/11/23	\$ 47.30	010-54410-614
ODLTS 25000 SH 35 (PCT#3)	10032789474945242	7005712552SD	08/11/23	09/11/23	\$ 87.08	010-54410-614
BLESSING BALLPRK W UNIT (PCT#4)	10032789402787491	558783656	08/30/23	09/28/23	\$ 434.36	010-54410-615
ODLTS BLESSING PRK (PCT#4)	10032789402787492	7006972189SD	08/30/23	09/28/23	\$ 145.38	010-54410-615
MIDFIELD COMM CTR (PCT#4)	10032789459047060	157104699	08/04/23	09/04/23	\$ 195.77	010-54410-615
ODLTS MIDFIELD COMM CTR (PCT#4)	10032789459047061	7007074246SD	08/04/23	09/04/23	\$ 10.59	010-54410-615
ODLTS MIDFIELD FIRE ST (PCT#4)	10032789461418841	7007068113SD	08/04/23	09/04/23	\$ 15.36	010-54410-615
190 AVE F MARKHAM ANNEX (PCT#4)	10032789426253880	157911497	08/21/23	09/19/23	\$ 49.61	010-54410-615

over ride 10/25/23 kgs

TXU

ADDRESS	ESI ID	METER #	SERV.	DATES		DEPT #
BLESSING COMM CTR (PCT#4)	10032789461693260	161176296	08/30/23	09/28/23	\$ ~278.97	~010-54410-615
ST LTS BLESSING CC PAVILION (PCT#4)	10032789436470608	7005470886SD	08/28/23	09/26/23	\$ ~19.41	~010-54410-615
ODLTS BLESSING COMM CTR (PCT#4)	10032789461693261	7007074015SD	08/30/23	09/28/23	\$ ~8.58	~010-54410-615
MARKHAM COMM CTR (PCT#4)	10032789476839780	* 20043930	08/21/23	09/19/23	\$ ~308.79	~010-54410-615
ODLTS MARKHAM CC (PCT#4)	10032789476839781	7007105031OT	08/21/23	09/19/23	\$ ~21.70	~010-54410-615
HEFFINGER PRK LTS BLESSING (PCT#4)	10032789478079271	144074530	08/30/23	09/28/23	\$ ~28.47	~010-54410-615
ODLTS WATER WELL MIDFIELD (PCT#4)	10032789492176731	7007147859SD	08/04/23	09/04/23	\$ ~16.09	~010-54410-615
ODLTS BLESSING CC 932 (PCT#4)	10032789496744772	7007144530MV	08/29/23	09/27/23	\$ ~14.24	~010-54410-615
ODLTS BLESSING CC 935 (PCT#4)	10032789496744773	7005911722MV	08/29/23	09/27/23	\$ ~49.48	~010-54410-615
E END OF PRK BLESSING (PCT#4)	10032789497890130	119426810	08/30/23	09/28/23	\$ ~65.70	~010-54410-615
ST LTS BLESSING PRK (PCT#4)	10032789441468646	7005524968SD	08/28/23	09/26/23	\$ ~44.87	~010-54410-615
190 AVE F UNIT FIRESTATION MARKHAM (PCT#4)	10032789487564611	* 200305070	08/21/23	09/19/23	\$ ~134.25	~010-54410-615
RAWLS UNIT FIRESTATION MIDFIELD (PCT#4)	10032789433412700	136592656	08/04/23	09/04/23	\$ ~488.50	~010-54410-615
FM 521 PRK WADSWORTH (RIVER PRK)	10032789412055530	7006966354SD	08/18/23	09/18/23	\$ ~55.92	~010-54410-660
ODLTS FM 521 PRK WADSWORTH (RIVER PRK) **	10032789420235651	7006991419SD	03/17/23	08/15/23	\$ ~38.86	~010-54410-660
ODLTS FM 521 PRK WADSWORTH (RIVER PRK)	10032789420235652	7005369954SD	08/16/23	09/14/23	\$ ~21.75	~010-54410-660
FM 521 PALACIOS (RIVER PARK)	10032789465240600	7005661310SD	08/14/23	09/21/23	\$ ~28.40	~010-54410-660
HOLDING PEN (FAIRGROUNDS)	10032789407891290	200574765	08/08/23	09/06/23	\$ ~341.17	~010-54410-661
CTR OF CARNIVAL (FAIRGROUNDS)	10032789419036321	125243718	08/08/23	09/06/23	\$ ~5.80	~010-54410-661
INDOOR ARENA (FAIRGROUNDS)	10032789419218250	592403229	08/08/23	09/06/23	\$ ~1,068.03	~010-54410-661
SHOW BARN/RV PARK (FAIRGROUNDS)	10032789443561762	590613354	08/08/23	09/06/23	\$ ~59.49	~010-54410-661
ODLTS HAMMAN RD (FAIRGROUNDS)	10032789443561763	7005516394SD	08/09/23	09/07/23	\$ ~44.36	~010-54410-661
OUTDOOR ARENA (FAIRGROUNDS)	10032789444026850	151900075	08/08/23	09/06/23	\$ ~51.65	~010-54410-661
HOME EC/MP BLDG (FAIRGROUNDS)	10032789474465420	558026845	08/08/23	09/06/23	\$ ~946.59	~010-54410-661
ODLTS NICHOLS RD (FAIRGROUNDS)	10032789480469090	7007112012SD	08/10/23	09/10/23	\$ ~38.56	~010-54410-661
FANS BACK OF ARENA (FAIRGROUNDS)	10032789499566851	119431781	08/08/23	09/06/23	\$ ~126.05	~010-54410-661
4511 FM 2668 UNIT 3 (FAIRGROUNDS)	10032789406762840	171155561	08/08/23	09/06/23	\$ ~105.94	~010-54410-661
FM 2668 UNIT 7 (FAIRGROUNDS)	10032789420166760	142588863	08/08/23	09/06/23	\$ ~7.18	~010-54410-661
ODLTS RIVERBEND MATAGORDA (MARINE)	10032789432664941	7006992918SD	08/18/23	09/18/23	\$ ~21.69	~010-54410-662
TOTAL:					\$26,573.51	

Final

BILL OUT TO MATAGORDA HISTORICAL SOCIETY
 Cancellation of Lease with LCRA River Park FM 521
 disconnect this ESI numbers on 9-11-23 agenda

* New meters
 ** These should have all been final bills-
 Emailed Shelby 10-24-23

APPROVED
 COUNTY AUDITOR
 SB KOP


RECEIVED
 OCT 20 2023
 BY: DR.....

#113

Order to notate the non-renewal of the lease with the Lower Colorado River Authority as of November 30, 2022, and authorize the cancellation of all utility accounts related to the leased premises of the FM 521 River Park

BE IT REMEMBERED, that on this 11th day of September, 2023, the Commissioner's Court of Matagorda County, Texas met in **Regular Session**, with a quorum in attendance, and upon motion duly made by Commissioner Shimek and seconded by Commissioner Frick, with all others concurring, to notate the non-renewal of the lease with the Lower Colorado River Authority as of November 30, 2022, and authorize the cancellation of all utility accounts related to the leased premises of the FM 521 River Park.

PASSED IN OPEN COURT this 11th day of September, 2023.



Bobby Seiferman, County Judge
Matagorda County, Texas



Customer Name: MATAGORDA COUNTY
 Account Number: 100064844327
 Invoice Number: 052003527613
 Invoice Date: 09/08/2023

ESI ID Detail:

Service Address:

660

FM 521 ODLT 400HPS PALACIOS, TX 77465

ESI ID: 10032789465240600

Product:

Fixed Price

Meter ID	Days	Read Type	Previous Read Date	Previous Meter Read	Current Read Date	Current Meter Read	Multiplier	Usage (kWh)	Actual kW/KVA	Billed kW/KVA
7005661310SD	31	Actual	07/14/2023	0	08/13/2023	✓ 155	1.00	155	-	-
TOTAL								155	0	0

Electric Service Commercial

Service Period: 07/14/2023 to 08/13/2023 ✓

TXU Energy Fixed Price

Base Usage	155 kWh @	\$ 0.0377995	\$5.86
Other Charges - June Anc Serv			\$0.01
Other Charges			\$0.03
Market Securitization (Debt) Financing			\$0.07
Other ERCOT Incremental AS Charges			\$0.08
PUC Assessment			\$0.01

Total Commercial Charges	\$6.06
---------------------------------	---------------

Electric Service Distribution

Service Period: 07/14/2023 to 08/13/2023

Outdoor Lighting - Facilities			\$5.26
Distribution System Charge	155 kWh @	\$ 0.0210968	\$3.27
Transmission Cost Recov Factor	155 kWh @	\$ 0.0089032	\$1.38
Distribution Cost Recovery	155 kWh @	\$ 0.0081935	\$1.27
Transition Charge (TC3)	155 kWh @	\$ 0.0094839	\$1.47
Storm Recovery Charge	155 kWh @	\$ 0.0087097	\$1.35
Storm Recovery Tax Credit	155 kWh @	\$ 0.0005806	\$0.09 CR
Regulatory Asset Recovery	155 kWh @	\$ 0.0002581	\$0.04
PUC Assessment			\$0.02

Total Distribution Charges	\$13.97
-----------------------------------	----------------

TOTAL CHARGES FOR ESI ID	\$20.03 ✓
---------------------------------	------------------

Note on 9-11-23 agenda #13 a non-renewal lease w/LCRA as of 11-30-22 + Cancellation of all utility accounts related w/FM 521 River Park
 ESI last 5 digits # 40600, #55530, 35651 & # 35652

TXU

ADDRESS	ESI ID	METER #	SERV.	DATES		DEPT #
BLESSING COMM CTR (PCT#4)	10032789461693260	161176296	08/01/23	08/29/23	\$ 300.44	010-54410-615
ST LTS BLESSING CC PAVILION (PCT#4)	10032789436470608	7005470886SD	07/28/23	08/27/23	\$ 18.67	010-54410-615
ODLTS BLESSING COMM CTR (PCT#4)	10032789461693261	7007074015SD	08/01/23	08/29/23	\$ 8.36	010-54410-615
MARKHAM COMM CTR (PCT#4)	10032789476839780	122330835 / 20043930	07/21/23	08/20/23	\$ 426.77	010-54410-615
ODLTS MARKHAM CC (PCT#4)	10032789476839781	7007105031OT	07/21/23	08/20/23	\$ 20.10	010-54410-615
HEFFINGER PRK LTS BLESSING (PCT#4)	10032789478079271	144074530	08/01/23	08/29/23	\$ 28.79	010-54410-615
ODLTS WATER WELL MIDFIELD (PCT#4)	10032789492176731	7007147859SD	07/06/23	08/03/23	\$ 14.95	010-54410-615
ODLTS BLESSING CC 932 (PCT#4)	10032789496744772	7007144530MV	07/31/23	08/28/23	\$ 13.84	010-54410-615
ODLTS BLESSING CC 935 (PCT#4)	10032789496744773	7005911722MV	07/31/23	08/28/23	\$ 47.84	010-54410-615
E END OF PRK BLESSING (PCT#4)	10032789497890130	119426810	08/01/23	08/29/23	\$ 146.12	010-54410-615
ST LTS BLESSING PRK (PCT#4)	10032789441468646	7005524968SD	07/28/23	08/27/23	\$ 42.32	010-54410-615
190 AVE F UNIT FIRESTATION MARKHAM (PCT#4)	10032789487564611	122291027	07/21/23	08/20/23	\$ 112.58	010-54410-615
RAWLS UNIT FIRESTATION MIDFIELD (PCT#4)	10032789433412700	136592656	07/06/23	08/03/23	\$ 349.87	010-54410-615
FM 521 PRK WADSWORTH (RIVER PRK)	10032789412055530	7006966354SD	07/20/23	08/17/23	\$ 52.67	010-54410-660
ODLTS FM 521 PRK WADSWORTH (RIVER PRK)	10032789420235651	7006991419SD	07/18/23	08/15/23	\$ 40.14	010-54410-660
ODLTS FM 521 PRK WADSWORTH (RIVER PRK)	10032789420235652	7005369954SD	07/18/23	08/15/23	\$ 20.06	010-54410-660
FM 521 PALACIOS (RIVER PARK)	10032789465240600	7005661310SD	07/14/23	08/13/23	\$ 20.03	010-54410-660
HOLDING PEN (FAIRGROUNDS)	10032789407891290	200574765	07/10/23	08/07/23	\$ 259.16	010-54410-661
CTR OF CARNIVAL (FAIRGROUNDS)	10032789419036321	125243718	07/10/23	08/07/23	\$ 5.86	010-54410-661
INDOOR ARENA (FAIRGROUNDS)	10032789419218250	592403229	07/10/23	08/07/23	\$ 929.04	010-54410-661
SHOW BARN/RV PARK (FAIRGROUNDS)	10032789443561762	590613354	07/10/23	08/07/23	\$ 135.31	010-54410-661
ODLTS HAMMAN RD (FAIRGROUNDS)	10032789443561763	7005516394SD	07/11/23	08/08/23	\$ 40.86	010-54410-661
OUTDOOR ARENA (FAIRGROUNDS)	10032789444026850	151900075	07/10/23	08/07/23	\$ 142.23	010-54410-661
HOME EC/MP BLDG (FAIRGROUNDS)	10032789474465420	558026845	07/10/23	08/07/23	\$ 692.51	010-54410-661
ODLTS NICHOLS RD (FAIRGROUNDS)	10032789480469090	7007112012SD	07/12/23	08/09/23	\$ 36.24	010-54410-661
FANS BACK OF ARENA (FAIRGROUNDS)	10032789499566851	119431781	07/10/23	08/07/23	\$ 116.14	010-54410-661
4511 FM 2668 UNIT 3 (FAIRGROUNDS)	10032789406762840	171155561	07/10/23	08/07/23	\$ 104.19	010-54410-661
FM 2668 UNIT 7 (FAIRGROUNDS)	10032789420166760	142588863	07/10/23	08/07/23	\$ 6.91	010-54410-661
ODLTS RIVERBEND MATAGORDA (MARINE)	10032789432664941	7006992918SD	07/20/23	08/17/23	\$ 20.10	010-54410-662
TOTAL:					\$27,404.08	

BILL OUT TO MATAGORDA HISTORICAL SOCIETY
Cancellation of Lease with LCRA River Park FM 521
disconnect this ESI numbers on 9-11-23 agenda



Customer Name: MATAGORDA COUNTY
 Account Number: 100064844327
 Invoice Number: 052003542710
 Invoice Date: 10/07/2023

Account Summary

Previous Balance	Credits/Payments	Balance Forward	Current Charges	Amount Due	Due Date
\$27,404.08	\$27,404.08 CR	\$0.00	\$26,573.51	\$26,573.51	11/06/2023

See remaining pages for invoice details.

Customer Communications

OCT 20 2023 DR

Shelly Smith

How to Contact Us

Account Service Manager
 Commercial Support Team
Phone: (866) 898-3465
Email: commercialsupport@txu.com
Customer Service: 8:30AM - 5:30PM M-F

Power Outage Notification:
 American Electric Power - 1-866-223-8508
 CenterPoint Energy - 1-800-332-7143

REP Certificate: #10004

Please return this portion with your payment in the enclosed envelope. Make checks payable to TXU Energy. Do not include correspondence with your payment.

The TXU Energy AidSM program helps families in critical situations with bill payment assistance.

For Donations Only

One-time gift to TXU Energy AidSM program \$ _____

Recurring monthly donation to TXU Energy AidSM program \$ _____

Account Number:
100064844327

Amount Due	Due Date
\$26,573.51	11/06/2023

To ensure proper payment posting, please provide this number (100064844327) on all payments and send to the address directly below.

SP 07 000072 72829E 1 A**SGLP



✓ MATAGORDA COUNTY
 1700 7TH ST, RM 301
 BAY CITY TX 77414-5034



✓ TXU ENERGY
 PO BOX 650638
 DALLAS, TX 75265-0638

21100064844327000265735100000000007

Customer Name: MATAGORDA COUNTY
Account Number: 100064844327
Invoice Number: 052003542710
Invoice Date: 10/07/2023

Important Information

Your satisfaction is our top priority. Do you have feedback? Email us at txuexec@txu.com or write us at TXU Energy Executive Feedback, PO Box 650764, Dallas, TX 75265-0764. The amount billed may include price changes allowed by law or regulatory actions. See an unauthorized charge on your bill? Call us toll-free at 1-866-898-3465 (8:30AM - 5:30PM M-F), and we'll work to resolve any issues. If you're not satisfied with the resolution, you may file a complaint with the Public Utility Commission of Texas PO Box 13326, Austin, TX 78711-3326; (512) 936-7120 or toll-free in Texas (888) 782-8477. Hearing and speech-impaired individuals with text telephones (TTY) may contact the Public Utility Commission of Texas at (800) 735-2988.

Account Summary Detail

Previous Balance		\$	27,404.08
Credits/Payments			
Inc. Check Payment	10/01/2023	\$	27,404.08 CR
Subtotal		\$	<u>27,404.08 CR</u>
Balance Forward		\$	0.00
Debits/Charges		\$	0.00



DST 00072061





Customer Name: MATAGORDA COUNTY
 Account Number: 100064844327
 Invoice Number: 052003542710
 Invoice Date: 10/07/2023

Account Summary

ESI ID Facility ID	Service Address	Start Service End Service	kWh Actual kW/kVA	Commercial TDU Charges	Commercial Taxes TDU Taxes	Total Charges	Flag
10032789496308881	1700 7TH ST BAY CITY, TX 77414-5080	08/30/2023 09/28/2023	110,016 205	\$4,563.02 \$2,535.46	\$0.00 \$0.00	\$7,098.48 ✓	
10032789456726070	2200 7TH ST BAY CITY, TX 77414-5254	08/04/2023 09/04/2023	47,560 125	\$2,401.56 \$1,532.49	\$0.00 \$0.00	\$3,934.05 ✓	
10032789456726072	2200 7TH ST UNIT FL BAY CITY, TX 77414-5254	08/04/2023 09/04/2023	155 -	\$6.53 \$15.64	\$0.00 \$0.00	\$22.17 ✓	
10032789456726071	2200 7TH ST UNIT FL BAY CITY, TX 77414-5254	08/04/2023 09/04/2023	208 -	\$8.77 \$23.96	\$0.00 \$0.00	\$32.73 ✓	
10032789485513551	NICHOLS AVE UNIT 400FLD2 BAY CITY, TX 77414	08/28/2023 09/26/2023	155 -	\$6.05 \$15.39	\$0.00 \$0.00	\$21.44 ✓	
10032789405892401	2323 AVENUE E BAY CITY, TX 77414-6001	08/30/2023 09/28/2023	104 -	\$4.14 \$12.00	\$0.00 \$0.00	\$16.14 ✓	
10032789405892400	2323 AVENUE E BAY CITY, TX 77414-6001	08/30/2023 09/28/2023	68,928 125	\$2,858.87 \$1,545.19	\$0.00 \$0.00	\$4,404.06 ✓	
10032789485567631	2308 AVENUE F BAY CITY, TX 77414-6045	08/30/2023 09/28/2023	15,360 39	\$644.48 \$489.77	\$0.00 \$0.00	\$1,134.25 ✓	
10032789499291957	2021 AVENUE G BLDG 1 BAY CITY, TX 77414-5003	08/29/2023 09/28/2023	33,880 68	\$1,405.22 \$851.25	\$0.00 \$0.00	\$2,256.47 ✓	
10032789419218250	4511 FM 2668 UNIT 1 BAY CITY, TX 77414-3991	08/08/2023 09/06/2023	8,320 50	\$409.49 \$658.54	\$0.00 \$0.00	\$1,068.03 ✓	
10032789474465420	4511 FM 2668 UNIT 2 BAY CITY, TX 77414-3991	08/08/2023 09/06/2023	8,960 37	\$441.00 \$505.59	\$0.00 \$0.00	\$946.59 ✓	
10032789406762840	4511 FM 2668 UNIT 3 BAY CITY, TX 77414-3991	08/08/2023 09/06/2023	473 4	\$23.28 \$82.66	\$0.00 \$0.00	\$105.94 ✓	
10032789499566851	4511 FM 2668 UNIT 4 BAY CITY, TX 77414-3991	08/08/2023 09/06/2023	110 10	\$5.42 \$120.63	\$0.00 \$0.00	\$126.05 ✓	
10032789444026850	4511 FM 2668 UNIT 5 BAY CITY, TX 77414-3991	08/08/2023 09/06/2023	22 1	\$1.08 \$50.57	\$0.00 \$0.00	\$51.65 ✓	
10032789407891290	4511 FM 2668 UNIT 6 BAY CITY, TX 77414-3991	08/08/2023 09/06/2023	3,077 12	\$151.45 \$189.72	\$0.00 \$0.00	\$341.17 ✓	
10032789420166760	4511 FM 2668 UNIT 7 BAY CITY, TX 77414-3991	08/08/2023 09/06/2023	13 -	\$0.64 \$6.54	\$0.00 \$0.00	\$7.18 ✓	
10032789419036321	4511 FM 2668 UNIT 8 BAY CITY, TX 77414-3991	08/08/2023 09/06/2023	- -	\$0.00 \$5.80	\$0.00 \$0.00	\$5.80 ✓	
10032789443561762	4511 FM 2668 UNIT 9 BAY CITY, TX 77414-3991	08/08/2023 09/06/2023	480 1	\$23.62 \$35.87	\$0.00 \$0.00	\$59.49 ✓	
10032789443561763	HAMMAN RD ODLT 400HPS AL BAY CITY, TX 77414	08/09/2023 09/07/2023	310 -	\$13.08 \$31.28	\$0.00 \$0.00	\$44.36 ✓	
10032789423558520	STATE HIGHWAY 60 STLG 250HPSA BAY CITY, TX 77414	08/23/2023 09/21/2023	104 -	\$4.23 \$15.35	\$0.00 \$0.00	\$19.58 ✓	
10032789459112270	2604 NICHOLS AVE BAY CITY, TX 77414-6958	08/08/2023 09/06/2023	3,075 9	\$154.42 \$188.02	\$0.00 \$0.00	\$342.44 ✓	
10032789479928771	3588 1/2 NICHOLS AVE BAY CITY, TX 77414-7383	08/08/2023 09/06/2023	57 -	\$2.39 \$8.38	\$0.00 \$0.00	\$10.77 ✓	
10032789485513550	NICHOLS AVE UNIT 250HPSA BAY CITY, TX 77414	08/10/2023 09/10/2023	520 -	\$21.87 \$72.39	\$0.00 \$0.00	\$94.26 ✓	
10032789485513552	NICHOLS AVE UNIT 400FLD1 BAY CITY, TX 77414	08/28/2023 09/26/2023	310 -	\$12.36 \$31.28	\$0.00 \$0.00	\$43.64 ✓	
10032789480469090	NICHOLS RD UNIT 250HPSA BAY CITY, TX 77414	08/10/2023 09/10/2023	208 -	\$8.74 \$29.82	\$0.00 \$0.00	\$38.56 ✓	
10032789461693261	FM 616 W BLESSING, TX 77419	08/30/2023 09/28/2023	39 -	\$1.52 \$7.06	\$0.00 \$0.00	\$8.58 ✓	

Customer Name: MATAGORDA COUNTY
 Account Number: 100064844327
 Invoice Number: 052003542710
 Invoice Date: 10/07/2023

ESI ID Facility ID	Service Address	Start Service End Service	kWh Actual kW/kVA	Commercial TDU Charges	Commercial Taxes TDU Taxes	Total Charges	Flag
10032789402787492	FM 616 W STLG 250HPS BLESSING, TX 77419	08/30/2023 09/28/2023	832 -	\$32.43 \$112.95	\$0.00 \$0.00	\$145.38	✓
10032789478079271	AVENUE C UNIT PRKLITE BLESSING, TX 77419	08/30/2023 09/28/2023	228 1	\$9.38 \$19.09	\$0.00 \$0.00	\$28.47	✓
10032789436470608	139 FM 616 W STLG 250HPS BLESSING, TX 77419	08/28/2023 09/26/2023	104 -	\$4.06 \$15.35	\$0.00 \$0.00	\$19.41	✓
10032789461693260	FM 616 W UNIT COUNTY BLESSING, TX 77419	08/30/2023 09/28/2023	1,382 18	\$56.96 \$222.01	\$0.00 \$0.00	\$278.97	✓
10032789402787491	560 FM 616 W UNIT PARK BLESSING, TX 77419	08/30/2023 09/28/2023	768 31	\$31.64 \$402.72	\$0.00 \$0.00	\$434.36	✓
10032789497890130	201 FM 616 W UNIT SEWLIFT BLESSING, TX 77419	08/30/2023 09/28/2023	602 8	\$24.80 \$40.90	\$0.00 \$0.00	\$65.70	✓
10032789496744773	935 STREETLIGHT STLG 400MV BLESSING, TX 77419	08/29/2023 09/27/2023	290 -	\$11.31 \$38.17	\$0.00 \$0.00	\$49.48	✓
10032789496744772	932 STREETLIGHT UNIT 175MV BLESSING, TX 77419	08/29/2023 09/27/2023	70 -	\$2.73 \$11.51	\$0.00 \$0.00	\$14.24	✓
10032789482241440	FM 459 UNIT P43 EL MATON, TX 77440	08/11/2023 09/11/2023	331 -	\$15.76 \$25.09	\$0.00 \$0.00	\$40.85	✓
10032789476839781	190 AVENUE F ODLT 400HPS MARKHAM, TX 77456	08/21/2023 09/19/2023	155 -	\$6.31 \$15.39	\$0.00 \$0.00	\$21.70	✓
10032789426253880	190 AVENUE F UNIT ANNEX MARKHAM, TX 77456	08/21/2023 09/19/2023	417 3	\$19.51 \$30.10	\$0.00 \$0.00	\$49.61	✓
10032789476839780	190 AVENUE F UNIT COMM CNT MARKHAM, TX 77456	08/21/2023 09/19/2023	1,997 17	\$93.45 \$215.34	\$0.00 \$0.00	\$308.79	✓
10032789487564611	190 AVENUE F UNIT FIRESTA MARKHAM, TX 77456	08/21/2023 09/19/2023	1,234 -	\$56.52 \$77.73	\$0.00 \$0.00	\$134.25	✓
10032789461015050	190 AVENUE F UNIT JP OFF MARKHAM, TX 77456	08/21/2023 09/19/2023	1,882 -	\$86.20 \$115.50	\$0.00 \$0.00	\$201.70	✓
10032789427413670	1203 COUNTY ROAD 243 UNIT FIRESTA MATAGORDA, TX 77457	08/17/2023 09/17/2023	729 6	\$34.74 \$48.29	\$0.00 \$0.00	\$83.03	✓
10032789403973976	18 COUNTY ROAD 252 MATAGORDA, TX 77457	08/18/2023 09/18/2023	20 3	\$0.95 \$6.96	\$0.00 \$0.00	\$7.91	✓
10032789427542180	414 FISHER MATAGORDA, TX 77457	08/18/2023 09/18/2023	115 -	\$5.26 \$12.51	\$0.00 \$0.00	\$17.77	✓
10032789494278861	OLD GULF RD UNIT STATION COLLECT STA MATAGORDA, TX 77457	08/16/2023 09/14/2023	59 1	\$2.85 \$9.23	\$0.00 \$0.00	\$12.08	✓
10032789495257641	115 LAUREL MATAGORDA, TX 77457	08/18/2023 09/18/2023	335 2	\$15.68 \$25.34	\$0.00 \$0.00	\$41.02	✓
10032789417127397	772 LAUREL SEASONAL METER MATAGORDA, TX 77457	08/18/2023 09/18/2023	594 4	\$27.81 \$40.42	\$0.00 \$0.00	\$68.23	✓
10032789419199850	MAGNOLIA ST ODLT 150HPS MATAGORDA, TX 77457	08/18/2023 09/18/2023	57 -	\$2.31 \$8.24	\$0.00 \$0.00	\$10.55	✓
10032789414370120	487 MAGNOLIA ST UNIT COUNTY MATAGORDA, TX 77457	08/18/2023 09/18/2023	2,636 9	\$123.45 \$159.46	\$0.00 \$0.00	\$282.91	✓
10032789446568110	637 MARKET ST UNIT FIRESTA MATAGORDA, TX 77457	08/18/2023 09/18/2023	1,964 18	\$91.97 \$232.44	\$0.00 \$0.00	\$324.41	✓
10032789432664941	2 RIVER BEND ODLT 400HPS MATAGORDA, TX 77457	08/18/2023 09/18/2023	155 -	\$6.30 \$15.39	\$0.00 \$0.00	\$21.69	✓
10032789492176731	HIGHWAY 111 ODL MIDFIELD, TX 77458	08/04/2023 09/04/2023	104 -	\$4.29 \$11.80	\$0.00 \$0.00	\$16.09	✓

DST 00072061



Customer Name: MATAGORDA COUNTY
 Account Number: 100064844327
 Invoice Number: 052003542710
 Invoice Date: 10/07/2023

ESI ID Facility ID	Service Address	Start Service End Service	kWh Actual kW/kVA	Commercial TDU Charges	Commercial Taxes TDU Taxes	Total Charges	Flag
10032789459047060	110 JUNETTA AVE MIDFIELD, TX 77458	08/04/2023 09/04/2023	487 14	\$24.09 \$171.68	\$0.00 \$0.00	\$195.77	✓
10032789459047061	110 JUNETTA ODLT 150HPS AL MIDFIELD, TX 77458	08/04/2023 09/04/2023	57 -	\$2.35 \$8.24	\$0.00 \$0.00	\$10.59	✓
10032789461418841	RAWLS ODL MIDFIELD, TX 77458	08/04/2023 09/04/2023	104 -	\$4.29 \$11.07	\$0.00 \$0.00	\$15.36	✓
10032789433412700	RAWLS UNIT FIRESTA MIDFIELD, TX 77458	08/04/2023 09/04/2023	5,860 11	\$289.85 \$198.65	\$0.00 \$0.00	\$488.50	✓
10032789441468646	955 STREETLIGHT STLG 1000HPS MIDFIELD, TX 77458	08/28/2023 09/26/2023	367 -	\$14.32 \$30.55	\$0.00 \$0.00	\$44.87	✓
10032789440808411	405 COMMERCE ST PALACIOS, TX 77465-5468	08/22/2023 09/20/2023	4,483 14	\$212.87 \$217.46	\$0.00 \$0.00	\$430.33	✓
10032789465240600	FM 521 ODLT 400HPS PALACIOS, TX 77465	09/13/2023 09/21/2023	48 -	\$1.84 \$4.78	\$0.00 \$0.00	\$6.62	F
10032789465240600	FM 521 ODLT 400HPS PALACIOS, TX 77465	08/14/2023 09/12/2023	155 -	\$6.39 \$15.39	\$0.00 \$0.00	\$21.78	✓
10032789474945242	25000 STATE HIGHWAY 35 S PALACIOS, TX 77465-1920	08/11/2023 09/11/2023	620 -	\$25.51 \$61.57	\$0.00 \$0.00	\$87.08	✓
10032789453394875	25000 STATE HIGHWAY 35 S UNIT OFFIC PALACIOS, TX 77465-1920	08/11/2023 09/11/2023	1,462 6	\$71.53 \$91.04	\$0.00 \$0.00	\$162.57	✓
10032789474945241	25000 STATE HIGHWAY 35 S UNIT P7 PALACIOS, TX 77465-1920	08/11/2023 09/11/2023	387 8	\$18.93 \$28.37	\$0.00 \$0.00	\$47.30	✓
1008901015815710800100	17817 WOOD PLEDGER, TX 77468-0000	08/17/2023 09/17/2023	668 7	\$31.83 \$79.62	\$0.00 \$0.00	\$111.45	✓
10032789412055530	FM 521 STLG RRPK250 WADSWORTH, TX 77483	08/18/2023 09/18/2023	312 -	\$12.69 \$43.23	\$0.00 \$0.00	\$55.92	✓
10032789420235651	2000 FM 521 ODLT 120LED WADSWORTH, TX 77483	08/16/2023 09/14/2023	92 -	\$3.79 \$23.95	\$0.00 \$0.00	\$27.74	✓
10032789420235651	2000 FM 521 ODLT 120LED WADSWORTH, TX 77483	07/18/2023 08/15/2023	92 -	-\$8.54 -\$4.86	\$0.00 \$0.00	-\$13.40	✓ CA
10032789420235651	2000 FM 521 ODLT 120LED WADSWORTH, TX 77483	06/16/2023 07/17/2023	92 -	-\$8.61 -\$4.86	\$0.00 \$0.00	-\$13.47	✓ CA
10032789420235651	2000 FM 521 ODLT 120LED WADSWORTH, TX 77483	05/17/2023 06/15/2023	92 -	-\$8.55 -\$4.87	\$0.00 \$0.00	-\$13.42	✓ CA
10032789420235651	2000 FM 521 ODLT 120LED WADSWORTH, TX 77483	04/18/2023 05/16/2023	92 -	-\$8.28 -\$4.86	\$0.00 \$0.00	-\$13.14	✓ CA
10032789420235651	2000 FM 521 ODLT 120LED WADSWORTH, TX 77483	03/17/2023 04/17/2023	92 -	-\$8.31 -\$4.86	\$0.00 \$0.00	-\$13.17	✓ CA
10032789420235652	2001 FM 521 ODLT 400HPS UNIT RR PARK WADSWORTH, TX 77483	08/16/2023 09/14/2023	155 -	\$6.36 \$15.39	\$0.00 \$0.00	\$21.75	✓

\$26,573.51

Flag Key

- F - Final Bill
- A - Adjusted Period
- E - Estimated

Debits -

Current Charges \$26,573.51

Customer Name: MATAGORDA COUNTY
 Account Number: 100064844327
 Invoice Number: 052003542710
 Invoice Date: 10/07/2023

ESI ID Detail: 510

Service Address: 1700 7TH ST BAY CITY, TX 77414-5080
 Product: Fixed Price

ESI ID: 10032789496308881

Meter ID	Days	Read Type	Previous Read Date	Previous Meter Read	Current Read Date	Current Meter Read	Multiplier	Usage (kWh)	Actual kW/kVA	Billed kW/kVA
558026869	30	Actual	08/30/2023	✓ 51,001	09/28/2023	51,574	192.00	110,016	205	205
TOTAL								110,016	205	205

Electric Service Commercial

Service Period: 08/30/2023 to 09/28/2023 ✓
 TXU Energy Fixed Price

Base Usage	110,016 kWh @	\$ 0.0377995	\$4,158.55
Other Charges			\$58.33
Market Securitization (Debt) Financing			\$43.31
Other ERCOT Incremental AS Charges			\$204.39
PUC Assessment			\$7.47
Gross Receipts Reimb			\$90.97

Total Commercial Charges \$4,563.02

Electric Service Distribution

Service Period: 08/30/2023 to 09/28/2023

Base Charge			\$2.02
Meter Charge			\$12.67
Distribution System Charge	205.2 kW @	\$ 4.869	\$999.12
Transmission Cost Recov Factor	205.2 kW @	\$ 4.085247	\$838.29
Distribution Cost Recovery	205.2 kW @	\$ 1.256093	\$257.75
Transition Charge (TC3)	205.2 kW @	\$ 0.775882	\$159.21
Storm Recovery Charge	205.2 kW @	\$ 0.314425	\$64.52
Storm Recovery Tax Credit	205.2 kW @	\$ 0.016068	\$3.30 CR
Regulatory Asset Recovery	205.2 kW @	\$ 0.052535	\$10.78
Energy Efficiency	110,016 kWh @	\$ 0.000958	\$105.40
TEEEF	205.2 kW @	\$ 0.1949	\$39.99
PUC Assessment			\$3.72
Gross Receipts Reimb			\$45.29

Total Distribution Charges \$2,535.46

TOTAL CHARGES FOR ESI ID \$7,098.48 ✓

DST 00072061





Customer Name: MATAGORDA COUNTY
 Account Number: 100064844327
 Invoice Number: 052003542710
 Invoice Date: 10/07/2023

ESI ID Detail: 508

Service Address: 2200 7TH ST BAY CITY, TX 77414-5254
 Product: Fixed Price

ESI ID: 10032789456726070

Meter ID	Days	Read Type	Previous Read Date	Previous Meter Read	Current Read Date	Current Meter Read	Multiplier	Usage (kWh)	Actual kW/kVA	Billed kW/kVA
558785152	32	Actual	08/04/2023	✓ 76,590	09/04/2023	77,779	40.00	47,560	125	125
TOTAL								47,560	125	125

Electric Service Commercial

Service Period: 08/04/2023 to 09/04/2023 ✓

TXU Energy Fixed Price

Base Usage	47,560 kWh @	\$ 0.0377995	\$1,797.74
Other Charges - June Anc Serv			\$1.32
Other Charges			\$90.88
Market Securitization (Debt) Financing			\$20.83
Other ERCOT Incremental AS Charges			\$438.95
PUC Assessment			\$3.93
Gross Receipts Reimb			\$47.91

Total Commercial Charges \$2,401.56

Electric Service Distribution

Service Period: 08/04/2023 to 09/04/2023

Base Charge			\$2.02
Meter Charge			\$12.67
Distribution System Charge	125.1 kW @	\$ 4.869	\$609.11
Transmission Cost Recov Factor	125.1 kW @	\$ 4.085247	\$511.06
Distribution Cost Recovery	125.1 kW @	\$ 1.256093	\$157.14
Transition Charge (TC3)	125.1 kW @	\$ 0.775882	\$97.06
Storm Recovery Charge	125.1 kW @	\$ 0.314425	\$39.33
Storm Recovery Tax Credit	125.1 kW @	\$ 0.016068	\$2.01 CR
Regulatory Asset Recovery	125.1 kW @	\$ 0.052535	\$6.57
Energy Efficiency	47,560 kWh @	\$ 0.000958	\$45.56
TEEEF	125.1 kW @	\$ 0.1949	\$24.38
PUC Assessment			\$2.25
Gross Receipts Reimb			\$27.35

Total Distribution Charges \$1,532.49

TOTAL CHARGES FOR ESI ID \$3,934.05 ✓

Customer Name: MATAGORDA COUNTY
 Account Number: 100064844327
 Invoice Number: 052003542710
 Invoice Date: 10/07/2023

ESI ID Detail: 508

Service Address: 2200 7TH ST UNIT FL BAY CITY, TX 77414-5254
 Product: Fixed Price

ESI ID: 10032789456726072

Meter ID	Days	Read Type	Previous Read Date	Previous Meter Read	Current Read Date	Current Meter Read	Multiplier	Usage (kWh)	Actual kW/kVA	Billed kW/kVA
7007055046SD	32	Actual	08/04/2023	0	09/04/2023	✓ 155	1.00	155	-	-
TOTAL								155	0	0

Electric Service Commercial

Service Period: 08/04/2023 to 09/04/2023 ✓

TXU Energy Fixed Price

Base Usage	155 kWh @	\$ 0.0377995	\$5.86
Other Charges			\$0.11
Market Securitization (Debt) Financing			\$0.07
Other ERCOT Incremental AS Charges			\$0.35
PUC Assessment			\$0.01
Gross Receipts Reimb			\$0.13

Total Commercial Charges \$6.53

Electric Service Distribution

Service Period: 08/04/2023 to 09/04/2023

Outdoor Lighting - Facilities			\$5.26
Distribution System Charge	155 kWh @	\$ 0.0210968	\$3.27
Transmission Cost Recov Factor	155 kWh @	\$ 0.0116129	\$1.80
Distribution Cost Recovery	155 kWh @	\$ 0.0116774	\$1.81
Transition Charge (TC3)	155 kWh @	\$ 0.0094839	\$1.47
Storm Recovery Charge	155 kWh @	\$ 0.0098065	\$1.52
Storm Recovery Tax Credit	155 kWh @	\$ 0.0005161	\$0.08 CR
Regulatory Asset Recovery	155 kWh @	\$ 0.0002581	\$0.04
TEEEF	155 kWh @	\$ 0.0018065	\$0.28
PUC Assessment			\$0.02
Gross Receipts Reimb			\$0.25

Total Distribution Charges \$15.64

TOTAL CHARGES FOR ESI ID \$22.17 ✓



Customer Name: MATAGORDA COUNTY
 Account Number: 100064844327
 Invoice Number: 052003542710
 Invoice Date: 10/07/2023

ESI ID Detail: 508

Service Address: 2200 7TH ST UNIT FL BAY CITY, TX 77414-5254
 Product: Fixed Price

ESI ID: 10032789456726071

Meter ID	Days	Read Type	Previous Read Date	Previous Meter Read	Current Read Date	Current Meter Read	Multiplier	Usage (kWh)	Actual kW/kVA	Billed kW/kVA
7007055012SD	32	Actual	08/04/2023	0	09/04/2023	208	1.00	208	-	-
TOTAL								208	0	0

Electric Service Commercial

Service Period: 08/04/2023 to 09/04/2023 ✓

TXU Energy Fixed Price

Base Usage	208 kWh @	\$ 0.0377995	\$7.86
Other Charges - June Anc Serv			\$0.01
Other Charges			\$0.15
Market Securitization (Debt) Financing			\$0.09
Other ERCOT Incremental AS Charges			\$0.47
PUC Assessment			\$0.01
Gross Receipts Reimb			\$0.18

Total Commercial Charges \$8.77

Electric Service Distribution

Service Period: 08/04/2023 to 09/04/2023

Outdoor Lighting - Facilities			\$9.96
Distribution System Charge	208 kWh @	\$ 0.0210577	\$4.38
Transmission Cost Recov Factor	208 kWh @	\$ 0.0116346	\$2.42
Distribution Cost Recovery	208 kWh @	\$ 0.0116827	\$2.43
Transition Charge (TC3)	208 kWh @	\$ 0.0095192	\$1.98
Storm Recovery Charge	208 kWh @	\$ 0.0097596	\$2.03
Storm Recovery Tax Credit	208 kWh @	\$ 0.0004808	\$0.10 CR
Regulatory Asset Recovery	208 kWh @	\$ 0.0002885	\$0.06
TEEEF	208 kWh @	\$ 0.0018269	\$0.38
PUC Assessment			\$0.03
Gross Receipts Reimb			\$0.39

Total Distribution Charges \$23.96

TOTAL CHARGES FOR ESI ID \$32.73 ✓

Customer Name: MATAGORDA COUNTY
 Account Number: 100064844327
 Invoice Number: 052003542710
 Invoice Date: 10/07/2023

ESI ID Detail:

612

Service Address:

NICHOLS AVE UNIT 400FLD2 BAY CITY, TX 77414

ESI ID: 10032789485513551

Product:

Fixed Price

Meter ID	Days	Read Type	Previous Read Date	Previous Meter Read	Current Read Date	Current Meter Read	Multiplier	Usage (kWh)	Actual kW/kVA	Billed kW/kVA
7007116651SD	30	Actual	08/28/2023	0	09/26/2023	✓ 155	1.00	155	-	-
TOTAL								155	0	0

Electric Service Commercial

Service Period: 08/28/2023 to 09/26/2023 ✓

TXU Energy Fixed Price

Base Usage	155 kWh @	\$ 0.0377995	\$5.86
Other Charges			\$0.03
Market Securitization (Debt) Financing			\$0.06
Other ERCOT Incremental AS Charges			\$0.09
PUC Assessment			\$0.01

Total Commercial Charges \$6.05

Electric Service Distribution

Service Period: 08/28/2023 to 09/26/2023

Outdoor Lighting - Facilities			\$5.26
Distribution System Charge	155 kWh @	\$ 0.0210968	\$3.27
Transmission Cost Recov Factor	155 kWh @	\$ 0.0116129	\$1.80
Distribution Cost Recovery	155 kWh @	\$ 0.0116774	\$1.81
Transition Charge (TC3)	155 kWh @	\$ 0.0094839	\$1.47
Storm Recovery Charge	155 kWh @	\$ 0.0098065	\$1.52
Storm Recovery Tax Credit	155 kWh @	\$ 0.0005161	\$0.08 CR
Regulatory Asset Recovery	155 kWh @	\$ 0.0002581	\$0.04
TEEEF	155 kWh @	\$ 0.0018065	\$0.28
PUC Assessment			\$0.02

Total Distribution Charges \$15.39

TOTAL CHARGES FOR ESI ID \$21.44 ✓





Customer Name: MATAGORDA COUNTY
 Account Number: 100064844327
 Invoice Number: 052003542710
 Invoice Date: 10/07/2023

ESI ID Detail: 512

Service Address: 2323 AVENUE E BAY CITY, TX 77414-6001
 Product: Fixed Price

ESI ID: 10032789405892401

Meter ID	Days	Read Type	Previous Read Date	Previous Meter Read	Current Read Date	Current Meter Read	Multiplier	Usage (kWh)	Actual kW/kVA	Billed kW/kVA
7006958123SD	30	Actual	08/30/2023	0	09/28/2023	✓ 104	1.00	104	-	-
TOTAL								104	0	0

Electric Service Commercial

Service Period: 08/30/2023 to 09/28/2023 ✓

TXU Energy Fixed Price

Base Usage	104 kWh @	\$ 0.0377995	\$3.93
Other Charges			\$0.02
Market Securitization (Debt) Financing			\$0.04
Other ERCOT Incremental AS Charges			\$0.06
PUC Assessment			\$0.01
Gross Receipts Reimb			\$0.08

Total Commercial Charges \$4.14

Electric Service Distribution

Service Period: 08/30/2023 to 09/28/2023

Outdoor Lighting - Facilities			\$4.98
Distribution System Charge	104 kWh @	\$ 0.0210577	\$2.19
Transmission Cost Recov Factor	104 kWh @	\$ 0.0116346	\$1.21
Distribution Cost Recovery	104 kWh @	\$ 0.0117308	\$1.22
Transition Charge (TC3)	104 kWh @	\$ 0.0095192	\$0.99
Storm Recovery Charge	104 kWh @	\$ 0.0098077	\$1.02
Storm Recovery Tax Credit	104 kWh @	\$ 0.0004808	\$0.05 CR
Regulatory Asset Recovery	104 kWh @	\$ 0.0002885	\$0.03
TEEEF	104 kWh @	\$ 0.0018269	\$0.19
PUC Assessment			\$0.02
Gross Receipts Reimb			\$0.20

Total Distribution Charges \$12.00

TOTAL CHARGES FOR ESI ID \$16.14 ✓

Customer Name: MATAGORDA COUNTY
 Account Number: 100064844327
 Invoice Number: 052003542710
 Invoice Date: 10/07/2023

ESI ID Detail: 512

Service Address: 2323 AVENUE E BAY CITY, TX 77414-6001
 Product: Fixed Price

ESI ID: 10032789405892400

Meter ID	Days	Read Type	Previous Read Date	Previous Meter Read	Current Read Date	Current Meter Read	Multiplier	Usage (kWh)	Actual kW/kVA	Billed kW/kVA
558782187	30	Actual	08/30/2023	✓ 41,485	09/28/2023	41,844	192.00	68,928	125	124
TOTAL								68,928	125	124

Electric Service Commercial

Service Period: 08/30/2023 to 09/28/2023 ✓

TXU Energy Fixed Price

Base Usage	68,928 kWh @	\$ 0.0377995	\$2,605.44
Other Charges			\$36.55
Market Securitization (Debt) Financing			\$27.14
Other ERCOT Incremental AS Charges			\$128.06
PUC Assessment			\$4.68
Gross Receipts Reimb			\$57.00

Total Commercial Charges \$2,858.87

Electric Service Distribution

Service Period: 08/30/2023 to 09/28/2023

Base Charge			\$2.02
Meter Charge			\$12.67
Distribution System Charge	124.4 kW @	\$ 4.869	\$605.70
Transmission Cost Recov Factor	124.4 kW @	\$ 4.085247	\$508.20
Distribution Cost Recovery	124.4 kW @	\$ 1.256093	\$156.26
Transition Charge (TC3)	124.4 kW @	\$ 0.775882	\$96.52
Storm Recovery Charge	124.4 kW @	\$ 0.314425	\$39.11
Storm Recovery Tax Credit	124.4 kW @	\$ 0.016068	\$2.00 CR
Regulatory Asset Recovery	124.4 kW @	\$ 0.052535	\$6.54
Energy Efficiency	68,928 kWh @	\$ 0.000958	\$66.03
TEEEF	124.4 kW @	\$ 0.1949	\$24.25
PUC Assessment			\$2.27
Gross Receipts Reimb			\$27.62

Total Distribution Charges \$1,545.19

TOTAL CHARGES FOR ESI ID \$4,404.06 ✓

DST 00072061



Customer Name: MATAGORDA COUNTY
 Account Number: 100064844327
 Invoice Number: 052003542710
 Invoice Date: 10/07/2023

ESI ID Detail: 560

Service Address: 2308 AVENUE F BAY CITY, TX 77414-6045
 Product: Fixed Price

ESI ID: 10032789485567631

Meter ID	Days	Read Type	Previous Read Date	Previous Meter Read	Current Read Date	Current Meter Read	Multiplier	Usage (kWh)	Actual kW/kVA	Billed kW/kVA
558782938	30	Actual	08/30/2023	✓ 20,779	09/28/2023	20,971	80.00	15,360	39	39
TOTAL								15,360	39	39

Electric Service Commercial

Service Period: 08/30/2023 to 09/28/2023 ✓

TXU Energy Fixed Price

Base Usage	15,360 kWh @	\$ 0.0377995	\$580.60
Other Charges			\$9.74
Market Securitization (Debt) Financing			\$6.04
Other ERCOT Incremental AS Charges			\$34.20
PUC Assessment			\$1.05
Gross Receipts Reimb			\$12.85

Total Commercial Charges \$644.48

Electric Service Distribution

Service Period: 08/30/2023 to 09/28/2023

Base Charge			\$2.02
Meter Charge			\$12.67
Distribution System Charge	39.1 kW @	\$ 4.869	\$190.38
Transmission Cost Recov Factor	39.1 kW @	\$ 4.085247	\$159.73
Distribution Cost Recovery	39.1 kW @	\$ 1.256093	\$49.11
Transition Charge (TC3)	39.1 kW @	\$ 0.775882	\$30.34
Storm Recovery Charge	39.1 kW @	\$ 0.314425	\$12.29
Storm Recovery Tax Credit	39.1 kW @	\$ 0.016068	\$0.63 CR
Regulatory Asset Recovery	39.1 kW @	\$ 0.052535	\$2.05
Energy Efficiency	15,360 kWh @	\$ 0.000958	\$14.71
TEEEF	39.1 kW @	\$ 0.1949	\$7.62
PUC Assessment			\$0.72
Gross Receipts Reimb			\$8.76

Total Distribution Charges \$489.77

TOTAL CHARGES FOR ESI ID \$1,134.25 ✓

Customer Name: MATAGORDA COUNTY
 Account Number: 100064844327
 Invoice Number: 052003542710
 Invoice Date: 10/07/2023

ESI ID Detail: 509

Service Address: 2021 AVENUE G BLDG 1 BAY CITY, TX 77414-5003
 Product: Fixed Price CTOB

ESI ID: 10032789499291957

Meter ID	Days	Read Type	Previous Read Date	Previous Meter Read	Current Read Date	Current Meter Read	Multiplier	Usage (kWh)	Actual kW/kVA	Billed kW/kVA
558782912	31	Actual	08/29/2023	✓ 116,587	09/28/2023	117,434	40.00	33,880	68	68
TOTAL								33,880	68	68

Electric Service Commercial

Service Period: 08/29/2023 to 09/28/2023 ✓

TXU Energy Fixed Price

Base Usage	33,880 kWh @	\$ 0.0377995	\$1,280.65
Other Charges			\$17.92
Market Securitization (Debt) Financing			\$13.33
Other ERCOT Incremental AS Charges			\$63.00
PUC Assessment			\$2.30
Gross Receipts Reimb			\$28.02

Total Commercial Charges \$1,405.22

Electric Service Distribution

Service Period: 08/29/2023 to 09/28/2023

Base Charge			\$2.02
Meter Charge			\$12.67
Distribution System Charge	68.3 kW @	\$ 4.869	\$332.55
Transmission Cost Recov Factor	68.3 kW @	\$ 4.085247	\$279.02
Distribution Cost Recovery	68.3 kW @	\$ 1.256093	\$85.79
Transition Charge (TC3)	68.3 kW @	\$ 0.775882	\$52.99
Storm Recovery Charge	68.3 kW @	\$ 0.314425	\$21.48
Storm Recovery Tax Credit	68.3 kW @	\$ 0.016068	\$1.10 CR
Regulatory Asset Recovery	68.3 kW @	\$ 0.052535	\$3.59
Energy Efficiency	33,880 kWh @	\$ 0.000958	\$32.46
TEEEF	68.3 kW @	\$ 0.1949	\$13.31
PUC Assessment			\$1.25
Gross Receipts Reimb			\$15.22

Total Distribution Charges \$851.25

TOTAL CHARGES FOR ESI ID \$2,256.47 ✓



Customer Name: MATAGORDA COUNTY
 Account Number: 100064844327
 Invoice Number: 052003542710
 Invoice Date: 10/07/2023

ESI ID Detail:

661

Service Address:

4511 FM 2668 UNIT 1 BAY CITY, TX 77414-3991

ESI ID: 10032789419218250

Product:

Fixed Price

Meter ID	Days	Read Type	Previous Read Date	Previous Meter Read	Current Read Date	Current Meter Read	Multiplier	Usage (kWh)	Actual kW/kVA	Billed kW/kVA
592403229	30	Actual	08/08/2023	✓ 770	09/06/2023	822	160.00	8,320	50	50
TOTAL								8,320	50	50

Electric Service Commercial

Service Period: 08/08/2023 to 09/06/2023 ✓
 TXU Energy Fixed Price

Base Usage	8,320 kWh @	\$ 0.0377995	\$314.49
Other Charges			\$15.41
Market Securitization (Debt) Financing			\$3.64
Other ERCOT Incremental AS Charges			\$75.27
PUC Assessment			\$0.68

Total Commercial Charges \$409.49

Electric Service Distribution

Service Period: 08/08/2023 to 09/06/2023

Base Charge			\$2.02
Meter Charge			\$12.67
Distribution System Charge	49.8 kW @	\$ 4.869	\$242.48
Transmission Cost Recov Factor	49.8 kW @	\$ 4.085247	\$203.45
Distribution Cost Recovery	49.8 kW @	\$ 1.256093	\$62.55
Transition Charge (TC3)	8,320 kWh @	\$ 0.009501	\$79.05
Storm Recovery Charge	90.9 kW @	\$ 0.314425	\$28.58
Storm Recovery Tax Credit	90.9 kW @	\$ 0.016068	\$1.46 CR
Regulatory Asset Recovery	49.8 kW @	\$ 0.052535	\$2.62
Energy Efficiency	8,320 kWh @	\$ 0.000958	\$7.97
TEEEF	90.9 kW @	\$ 0.1949	\$17.72
PUC Assessment			\$0.89

Total Distribution Charges \$658.54

TOTAL CHARGES FOR ESI ID \$1,068.03 ✓

Customer Name: MATAGORDA COUNTY
 Account Number: 100064844327
 Invoice Number: 052003542710
 Invoice Date: 10/07/2023

661

ESI ID Detail:

Service Address: 4511 FM 2668 UNIT 2 BAY CITY, TX 77414-3991
 Product: Fixed Price

ESI ID: 10032789474465420

Meter ID	Days	Read Type	Previous Read Date	Previous Meter Read	Current Read Date	Current Meter Read	Multiplier	Usage (kWh)	Actual kW/kVA	Billed kW/kVA
558026845	30	Actual	08/08/2023	✓ 4,813	09/06/2023	4,925	80.00	8,960	37	37
TOTAL								8,960	37	37

Electric Service Commercial

Service Period: 08/08/2023 to 09/06/2023 ✓

TXU Energy Fixed Price

Base Usage	8,960 kWh @	\$ 0.0377995	\$338.68
Other Charges			\$16.59
Market Securitization (Debt) Financing			\$3.93
Other ERCOT Incremental AS Charges			\$81.06
PUC Assessment			\$0.74

Total Commercial Charges	\$441.00
---------------------------------	-----------------

Electric Service Distribution

Service Period: 08/08/2023 to 09/06/2023

Base Charge			\$2.02
Meter Charge			\$12.67
Distribution System Charge	36.8 kW @	\$ 4.869	\$179.18
Transmission Cost Recov Factor	36.8 kW @	\$ 4.085247	\$150.34
Distribution Cost Recovery	36.8 kW @	\$ 1.256093	\$46.22
Transition Charge (TC3)	8,960 kWh @	\$ 0.009501	\$85.13
Storm Recovery Charge	38.2 kW @	\$ 0.314425	\$12.01
Storm Recovery Tax Credit	38.2 kW @	\$ 0.016068	\$0.61 CR
Regulatory Asset Recovery	36.8 kW @	\$ 0.052535	\$1.93
Energy Efficiency	8,960 kWh @	\$ 0.000958	\$8.58
TEEEF	38.2 kW @	\$ 0.1949	\$7.45
PUC Assessment			\$0.67

Total Distribution Charges	\$505.59
-----------------------------------	-----------------

TOTAL CHARGES FOR ESI ID	\$946.59 ✓
---------------------------------	-------------------





Customer Name: MATAGORDA COUNTY
 Account Number: 100064844327
 Invoice Number: 052003542710
 Invoice Date: 10/07/2023

661

ESI ID Detail:

Service Address: 4511 FM 2668 UNIT 3 BAY CITY, TX 77414-3991
 Product: Fixed Price

ESI ID: 10032789406762840

Meter ID	Days	Read Type	Previous Read Date	Previous Meter Read	Current Read Date	Current Meter Read	Multiplier	Usage (kWh)	Actual kW/kVA	Billed kW/kVA
171155561	30	Actual	08/08/2023	✓ 10,301	09/06/2023	10,774	1.00	473	4	4
TOTAL								473	4	4

Electric Service Commercial

Service Period: 08/08/2023 to 09/06/2023 ✓

TXU Energy Fixed Price

Base Usage	473 kWh @	\$ 0.0377995	\$17.88
Other Charges			\$0.88
Market Securitization (Debt) Financing			\$0.20
Other ERCOT Incremental AS Charges			\$4.28
PUC Assessment			\$0.04

Total Commercial Charges \$23.28

Electric Service Distribution

Service Period: 08/08/2023 to 09/06/2023

Base Charge			\$2.02
Meter Charge			\$12.67
Distribution System Charge	3.9 kW @	\$ 4.869	\$18.99
Transmission Cost Recov Factor	3.9 kW @	\$ 4.085247	\$15.93
Distribution Cost Recovery	3.9 kW @	\$ 1.256093	\$4.90
Transition Charge (TC3)	21.6 kW @	\$ 0.775882	\$16.76
Storm Recovery Charge	21.6 kW @	\$ 0.314425	\$6.79
Storm Recovery Tax Credit	21.6 kW @	\$ 0.016068	\$0.35 CR
Regulatory Asset Recovery	3.9 kW @	\$ 0.052535	\$0.20
Energy Efficiency	473 kWh @	\$ 0.000958	\$0.45
TEEEF	21.6 kW @	\$ 0.1949	\$4.21
PUC Assessment			\$0.09

Total Distribution Charges \$82.66

TOTAL CHARGES FOR ESI ID \$105.94 ✓

Customer Name: MATAGORDA COUNTY
 Account Number: 100064844327
 Invoice Number: 052003542710
 Invoice Date: 10/07/2023

661

ESI ID Detail:

Service Address: 4511 FM 2668 UNIT 4 BAY CITY, TX 77414-3991
Product: Fixed Price

ESI ID: 10032789499566851

Meter ID	Days	Read Type	Previous Read Date	Previous Meter Read	Current Read Date	Current Meter Read	Multiplier	Usage (kWh)	Actual kW/kVA	Billed kW/kVA
119431781	30	Actual	08/08/2023	✓ 21,816	09/06/2023	21,926	1.00	110	10	10
TOTAL								110	10	10

Electric Service Commercial

Service Period: 08/08/2023 to 09/06/2023 ✓

TXU Energy Fixed Price

Base Usage	110 kWh @	\$ 0.0377995	\$4.16
Other Charges			\$0.20
Market Securitization (Debt) Financing			\$0.05
Other ERCOT Incremental AS Charges			\$1.00
PUC Assessment			\$0.01

Total Commercial Charges \$5.42

Electric Service Distribution

Service Period: 08/08/2023 to 09/06/2023

Base Charge			\$2.02
Meter Charge			\$12.67
Distribution System Charge	9.6 kW @	\$ 4.869	\$46.74
Transmission Cost Recov Factor	9.6 kW @	\$ 4.085247	\$39.22
Distribution Cost Recovery	9.6 kW @	\$ 1.256093	\$12.06
Transition Charge (TC3)	110 kWh @	\$ 0.009501	\$1.05
Storm Recovery Charge	12.3 kW @	\$ 0.314425	\$3.87
Storm Recovery Tax Credit	12.3 kW @	\$ 0.016068	\$0.20 CR
Regulatory Asset Recovery	9.6 kW @	\$ 0.052535	\$0.50
Energy Efficiency	110 kWh @	\$ 0.000958	\$0.11
TEEEF	12.3 kW @	\$ 0.1949	\$2.40
PUC Assessment			\$0.19

Total Distribution Charges \$120.63

TOTAL CHARGES FOR ESI ID \$126.05 ✓





Customer Name: MATAGORDA COUNTY
 Account Number: 100064844327
 Invoice Number: 052003542710
 Invoice Date: 10/07/2023

661

ESI ID Detail:

Service Address: 4511 FM 2668 UNIT 5 BAY CITY, TX 77414-3991
Product: Fixed Price

ESI ID: 10032789444026850

Meter ID	Days	Read Type	Previous Read Date	Previous Meter Read	Current Read Date	Current Meter Read	Multiplier	Usage (kWh)	Actual kW/kVA	Billed kW/kVA
151900075	30	Actual	08/08/2023	✓ 21,039	09/06/2023	21,061	1.00	22	1	1
TOTAL								22	1	1

Electric Service Commercial

Service Period: 08/08/2023 to 09/06/2023 ✓

TXU Energy Fixed Price

Base Usage	22 kWh @	\$ 0.0377995	\$0.83
Other Charges			\$0.04
Market Securitization (Debt) Financing			\$0.01
Other ERCOT Incremental AS Charges			\$0.20

Total Commercial Charges \$1.08

Electric Service Distribution

Service Period: 08/08/2023 to 09/06/2023

Base Charge			\$2.02
Meter Charge			\$12.67
Distribution System Charge	1.3 kW @	\$ 4.869	\$6.33
Transmission Cost Recov Factor	1.3 kW @	\$ 4.085247	\$5.31
Distribution Cost Recovery	1.3 kW @	\$ 1.256093	\$1.63
Transition Charge (TC3)	17.7 kW @	\$ 0.775882	\$13.73
Storm Recovery Charge	17.7 kW @	\$ 0.314425	\$5.57
Storm Recovery Tax Credit	17.7 kW @	\$ 0.016068	\$0.28 CR
Regulatory Asset Recovery	1.3 kW @	\$ 0.052535	\$0.07
Energy Efficiency	22 kWh @	\$ 0.000958	\$0.02
TEEEF	17.7 kW @	\$ 0.1949	\$3.45
PUC Assessment			\$0.05

Total Distribution Charges \$50.57

TOTAL CHARGES FOR ESI ID \$51.65 ✓

Customer Name: MATAGORDA COUNTY
 Account Number: 100064844327
 Invoice Number: 052003542710
 Invoice Date: 10/07/2023

ESI ID Detail:

681

Service Address:

4511 FM 2668 UNIT 6 BAY CITY, TX 77414-3991

ESI ID: 10032789407891290

Product:

Fixed Price

Meter ID	Days	Read Type	Previous Read Date	Previous Meter Read	Current Read Date	Current Meter Read	Multiplier	Usage (kWh)	Actual kW/kVA	Billed kW/kVA
200574765	30	Actual	08/08/2023	✓ 45,835	09/06/2023	48,912	1.00	3,077	12	12
TOTAL								3,077	12	12

Electric Service Commercial

Service Period: 08/08/2023 to 09/06/2023 ✓

TXU Energy Fixed Price

Base Usage	3,077 kWh @	\$ 0.0377995	\$116.31
Other Charges			\$5.70
Market Securitization (Debt) Financing			\$1.35
Other ERCOT Incremental AS Charges			\$27.84
PUC Assessment			\$0.25

Total Commercial Charges \$151.45

Electric Service Distribution

Service Period: 08/08/2023 to 09/06/2023

Base Charge			\$2.02
Meter Charge			\$12.67
Distribution System Charge	12.4 kW @	\$ 4.869	\$60.38
Transmission Cost Recov Factor	12.4 kW @	\$ 4.085247	\$50.66
Distribution Cost Recovery	12.4 kW @	\$ 1.256093	\$15.58
Transition Charge (TC3)	3,077 kWh @	\$ 0.009501	\$29.23
Storm Recovery Charge	31.1 kW @	\$ 0.314425	\$9.78
Storm Recovery Tax Credit	31.1 kW @	\$ 0.016068	\$0.50 CR
Regulatory Asset Recovery	12.4 kW @	\$ 0.052535	\$0.65
Energy Efficiency	3,077 kWh @	\$ 0.000958	\$2.95
TEEEF	31.1 kW @	\$ 0.1949	\$6.06
PUC Assessment			\$0.24

Total Distribution Charges \$189.72

TOTAL CHARGES FOR ESI ID \$341.17 ✓



Customer Name: MATAGORDA COUNTY
 Account Number: 100064844327
 Invoice Number: 052003542710
 Invoice Date: 10/07/2023

661

ESI ID Detail:

Service Address: 4511 FM 2668 UNIT 8 BAY CITY, TX 77414-3991
 Product: Fixed Price

ESI ID: 10032789419036321

Meter ID	Days	Read Type	Previous Read Date	Previous Meter Read	Current Read Date	Current Meter Read	Multiplier	Usage (kWh)	Actual kW/kVA	Billed kW/kVA
125243718	30	Actual	08/08/2023	✓ 12,844	09/06/2023	12,844	1.00	0	-	-
TOTAL								0	0	0

Electric Service Commercial

Service Period: 08/08/2023 to 09/06/2023 ✓
 TXU Energy Fixed Price
 No Usage

\$0.00

Total Commercial Charges \$0.00

Electric Service Distribution

Service Period: 08/08/2023 to 09/06/2023
 Base Charge
 Meter Charge
 PUC Assessment

\$1.40
 \$4.39
 \$0.01

Total Distribution Charges \$5.80

TOTAL CHARGES FOR ESI ID \$5.80 ✓





Customer Name: MATAGORDA COUNTY
 Account Number: 100064844327
 Invoice Number: 052003542710
 Invoice Date: 10/07/2023

661

ESI ID Detail:

Service Address:

4511 FM 2668 UNIT 7 BAY CITY, TX 77414-3991

ESI ID: 10032789420166760

Product:

Fixed Price

Meter ID	Days	Read Type	Previous Read Date	Previous Meter Read	Current Read Date	Current Meter Read	Multiplier	Usage (kWh)	Actual kW/kVA	Billed kW/kVA
142588863	30	Actual	08/08/2023	✓ 2,241	09/06/2023	2,254	1.00	13	0	0
TOTAL								13	0	0

Electric Service Commercial

Service Period: 08/08/2023 to 09/06/2023 ✓

TXU Energy Fixed Price

Base Usage	13 kWh @	\$ 0.0377995	\$0.49
Other Charges			\$0.02
Market Securitization (Debt) Financing			\$0.01
Other ERCOT Incremental AS Charges			\$0.12

Total Commercial Charges	\$0.64
---------------------------------	---------------

Electric Service Distribution

Service Period: 08/08/2023 to 09/06/2023

Base Charge		\$1.40
Meter Charge		\$4.39
Distribution System Charge	13 kWh @	\$ 0.021093 \$0.27
Transmission Cost Recov Factor	13 kWh @	\$ 0.01162 \$0.15
Distribution Cost Recovery	13 kWh @	\$ 0.011684 \$0.15
Transition Charge (TC3)	13 kWh @	\$ 0.009501 \$0.12
Storm Recovery Charge	13 kWh @	\$ 0.00157 \$0.02
Energy Efficiency	13 kWh @	\$ 0.000852 \$0.01
TEEEF	13 kWh @	\$ 0.00181 \$0.02
PUC Assessment		\$0.01

Total Distribution Charges	\$6.54
-----------------------------------	---------------

TOTAL CHARGES FOR ESI ID	\$7.18 ✓
---------------------------------	-----------------



Customer Name: MATAGORDA COUNTY
 Account Number: 100064844327
 Invoice Number: 052003542710
 Invoice Date: 10/07/2023

ESI ID Detail:

661

Service Address:

4511 FM 2668 UNIT 9 BAY CITY, TX 77414-3991

ESI ID: 10032789443561762

Product:

Fixed Price

Meter ID	Days	Read Type	Previous Read Date	Previous Meter Read	Current Read Date	Current Meter Read	Multiplier	Usage (kWh)	Actual kW/kVA	Billed kW/kVA
590613354	30	Actual	08/08/2023	✓ 815	09/06/2023	827	40.00	480	1	1
TOTAL								480	1	1

Electric Service Commercial

Service Period: 08/08/2023 to 09/06/2023 ✓

TXU Energy Fixed Price

Base Usage	480 kWh @	\$ 0.0377995	\$18.14
Other Charges			\$0.89
Market Securitization (Debt) Financing			\$0.21
Other ERCOT Incremental AS Charges			\$4.34
PUC Assessment			\$0.04

Total Commercial Charges \$23.62

Electric Service Distribution

Service Period: 08/08/2023 to 09/06/2023

Base Charge			\$2.02
Meter Charge			\$12.67
Distribution System Charge	0.7 kW @	\$ 4.869	\$3.41
Transmission Cost Recov Factor	0.7 kW @	\$ 4.085247	\$2.86
Distribution Cost Recovery	0.7 kW @	\$ 1.256093	\$0.88
Transition Charge (TC3)	480 kWh @	\$ 0.009501	\$4.56
Storm Recovery Charge	18.1 kW @	\$ 0.314425	\$5.69
Storm Recovery Tax Credit	18.1 kW @	\$ 0.016068	\$0.29 CR
Regulatory Asset Recovery	0.7 kW @	\$ 0.052535	\$0.04
Energy Efficiency	480 kWh @	\$ 0.000958	\$0.46
TEEEF	18.1 kW @	\$ 0.1949	\$3.53
PUC Assessment			\$0.04

Total Distribution Charges \$35.87

TOTAL CHARGES FOR ESI ID \$59.49 ✓

Customer Name: MATAGORDA COUNTY
 Account Number: 100064844327
 Invoice Number: 052003542710
 Invoice Date: 10/07/2023

ESI ID Detail:

661

Service Address:

HAMMAN RD ODLT 400HPS AL BAY CITY, TX 77414

ESI ID: 10032789443561763

Product:

Fixed Price

Meter ID	Days	Read Type	Previous Read Date	Previous Meter Read	Current Read Date	Current Meter Read	Multiplier	Usage (kWh)	Actual kW/kVA	Billed kW/kVA
7005516394SD	30	Actual	08/09/2023	0	09/07/2023	✓ 310	1.00	310	-	-
TOTAL								310	0	0

Electric Service Commercial

Service Period: 08/09/2023 to 09/07/2023 ✓

TXU Energy Fixed Price

Base Usage	310 kWh @	\$ 0.0377995	\$11.72
Other Charges			\$0.23
Market Securitization (Debt) Financing			\$0.12
Other ERCOT Incremental AS Charges			\$0.73
PUC Assessment			\$0.02
Gross Receipts Reimb			\$0.26

Total Commercial Charges \$13.08

Electric Service Distribution

Service Period: 08/09/2023 to 09/07/2023

Outdoor Lighting - Facilities			\$10.52
Distribution System Charge	310 kWh @	\$ 0.0210968	\$6.54
Transmission Cost Recov Factor	310 kWh @	\$ 0.0116129	\$3.60
Distribution Cost Recovery	310 kWh @	\$ 0.0116774	\$3.62
Transition Charge (TC3)	310 kWh @	\$ 0.0095161	\$2.95
Storm Recovery Charge	310 kWh @	\$ 0.0097742	\$3.03
Storm Recovery Tax Credit	310 kWh @	\$ 0.0004839	\$0.15 CR
Regulatory Asset Recovery	310 kWh @	\$ 0.0002581	\$0.08
TEEEF	310 kWh @	\$ 0.0018065	\$0.56
PUC Assessment			\$0.04
Gross Receipts Reimb			\$0.49

Total Distribution Charges \$31.28

TOTAL CHARGES FOR ESI ID \$44.36 ✓





Customer Name: MATAGORDA COUNTY
 Account Number: 100064844327
 Invoice Number: 052003542710
 Invoice Date: 10/07/2023

ESI ID Detail:

612

Service Address:

STATE HIGHWAY 60 STLG 250HPSA BAY CITY, TX 77414

ESI ID: 10032789423558520

Product:

Fixed Price

Meter ID	Days	Read Type	Previous Read Date	Previous Meter Read	Current Read Date	Current Meter Read	Multiplier	Usage (kWh)	Actual kW/kVA	Billed kW/kVA
7006982603SD	30	Actual	08/23/2023	0	09/21/2023	✓ 104	1.00	104	-	-
TOTAL								104	0	0

Electric Service Commercial

Service Period: 08/23/2023 to 09/21/2023 ✓

TXU Energy Fixed Price

Base Usage	104 kWh @	\$ 0.0377995	\$3.93
Other Charges			\$0.07
Market Securitization (Debt) Financing			\$0.04
Other ERCOT Incremental AS Charges			\$0.18
PUC Assessment			\$0.01

Total Commercial Charges \$4.23

Electric Service Distribution

Service Period: 08/23/2023 to 09/21/2023

Base Charge			\$1.40
Street Lighting - Facilities			\$7.66
Distribution System Charge	104 kWh @	\$ 0.0210577	\$2.19
Transmission Cost Recov Factor	104 kWh @	\$ 0.0116346	\$1.21
Distribution Cost Recovery	104 kWh @	\$ 0.0117308	\$1.22
Transition Charge (TC3)	104 kWh @	\$ 0.0044231	\$0.46
Storm Recovery Charge	104 kWh @	\$ 0.0098077	\$1.02
Storm Recovery Tax Credit	104 kWh @	\$ 0.0004808	\$0.05 CR
Regulatory Asset Recovery	104 kWh @	\$ 0.0002885	\$0.03
TEEEF	104 kWh @	\$ 0.0018269	\$0.19
PUC Assessment			\$0.02

Total Distribution Charges \$15.35

TOTAL CHARGES FOR ESI ID \$19.58 ✓

Customer Name: MATAGORDA COUNTY
 Account Number: 100064844327
 Invoice Number: 052003542710
 Invoice Date: 10/07/2023

612

ESI ID Detail:

Service Address: 2604 NICHOLS AVE BAY CITY, TX 77414-6958
 Product: Fixed Price

ESI ID: 10032789459112270

Meter ID	Days	Read Type	Previous Read Date	Previous Meter Read	Current Read Date	Current Meter Read	Multiplier	Usage (kWh)	Actual kW/kVA	Billed kW/kVA
122240792	30	Actual	08/08/2023	✓ 217,561	09/06/2023	220,636	1.00	3,075	9	0
TOTAL								3,075	9	0

Electric Service Commercial

Service Period: 08/08/2023 to 09/06/2023 ✓
 TXU Energy Fixed Price

Base Usage	3,075 kWh @	\$ 0.0377995	\$116.23
Other Charges			\$5.69
Market Securitization (Debt) Financing			\$1.35
Other ERCOT Incremental AS Charges			\$27.82
PUC Assessment			\$0.25
Gross Receipts Reimb			\$3.08

Total Commercial Charges \$154.42

Electric Service Distribution

Service Period: 08/08/2023 to 09/06/2023

Base Charge			\$1.40
Meter Charge			\$4.39
Distribution System Charge	3,075 kWh @	\$ 0.021093	\$64.86
Transmission Cost Recov Factor	3,075 kWh @	\$ 0.01162	\$35.73
Distribution Cost Recovery	3,075 kWh @	\$ 0.011684	\$35.93
Transition Charge (TC3)	3,075 kWh @	\$ 0.009501	\$29.22
Storm Recovery Charge	3,075 kWh @	\$ 0.00157	\$4.83
Storm Recovery Tax Credit	3,075 kWh @	\$ 0.000085	\$0.26 CR
Regulatory Asset Recovery	3,075 kWh @	\$ 0.000171	\$0.53
Energy Efficiency	3,075 kWh @	\$ 0.000852	\$2.62
TEEEF	3,075 kWh @	\$ 0.00181	\$5.57
PUC Assessment			\$0.24
Gross Receipts Reimb			\$2.96

Total Distribution Charges \$188.02

TOTAL CHARGES FOR ESI ID \$342.44 ✓



Customer Name: MATAGORDA COUNTY
 Account Number: 100064844327
 Invoice Number: 052003542710
 Invoice Date: 10/07/2023

ESI ID Detail:

612

Service Address:

3588 1/2 NICHOLS AVE BAY CITY, TX 77414-7383

ESI ID: 10032789479928771

Product:

Fixed Price

Meter ID	Days	Read Type	Previous Read Date	Previous Meter Read	Current Read Date	Current Meter Read	Multiplier	Usage (kWh)	Actual kW/kVA	Billed kW/kVA
7005770635SD	30	Actual	08/08/2023	0	09/06/2023	✓ 57	1.00	57	-	-
TOTAL								57	0	0

Electric Service Commercial

Service Period: 08/08/2023 to 09/06/2023 ✓

TXU Energy Fixed Price

Base Usage	57 kWh @	\$ 0.0377995	\$2.15
Other Charges			\$0.04
Market Securitization (Debt) Financing			\$0.02
Other ERCOT Incremental AS Charges			\$0.13
Gross Receipts Reimb			\$0.05

Total Commercial Charges	\$2.39
---------------------------------	---------------

Electric Service Distribution

Service Period: 08/08/2023 to 09/06/2023

Outdoor Lighting - Facilities			\$4.51
Distribution System Charge	57 kWh @	\$ 0.0210526	\$1.20
Transmission Cost Recov Factor	57 kWh @	\$ 0.0115789	\$0.66
Distribution Cost Recovery	57 kWh @	\$ 0.0117544	\$0.67
Transition Charge (TC3)	57 kWh @	\$ 0.0094737	\$0.54
Storm Recovery Charge	57 kWh @	\$ 0.0098246	\$0.56
Storm Recovery Tax Credit	57 kWh @	\$ 0.0005263	\$0.03 CR
Regulatory Asset Recovery	57 kWh @	\$ 0.0003509	\$0.02
TEEEF	57 kWh @	\$ 0.0017544	\$0.10
PUC Assessment			\$0.01
Gross Receipts Reimb			\$0.14

Total Distribution Charges	\$8.38
-----------------------------------	---------------

TOTAL CHARGES FOR ESI ID	\$10.77 ✓
---------------------------------	------------------

Customer Name: MATAGORDA COUNTY
 Account Number: 100064844327
 Invoice Number: 052003542710
 Invoice Date: 10/07/2023

612

ESI ID Detail:

Service Address: NICHOLS AVE UNIT 250HPSA BAY CITY, TX 77414
Product: Fixed Price

ESI ID: 10032789485513550

Meter ID	Days	Read Type	Previous Read Date	Previous Meter Read	Current Read Date	Current Meter Read	Multiplier	Usage (kWh)	Actual kW/kVA	Billed kW/kVA
7007116623SD	32	Actual	08/10/2023	0	09/10/2023	✓ 520	1.00	520	-	-
TOTAL								520	0	0

Electric Service Commercial

Service Period: 08/10/2023 to 09/10/2023 ✓

TXU Energy Fixed Price

Base Usage	520 kWh @	\$ 0.0377995	\$19.66
Other Charges			\$0.37
Market Securitization (Debt) Financing			\$0.20
Other ERCOT Incremental AS Charges			\$1.16
PUC Assessment			\$0.04
Gross Receipts Reimb			\$0.44

Total Commercial Charges \$21.87

Electric Service Distribution

Service Period: 08/10/2023 to 09/10/2023

Base Charge			\$1.40
Street Lighting - Facilities			\$38.30
Distribution System Charge	520 kWh @	\$ 0.0210962	\$10.97
Transmission Cost Recov Factor	520 kWh @	\$ 0.0116154	\$6.04
Distribution Cost Recovery	520 kWh @	\$ 0.0116923	\$6.08
Transition Charge (TC3)	520 kWh @	\$ 0.0044423	\$2.31
Storm Recovery Charge	520 kWh @	\$ 0.0097885	\$5.09
Storm Recovery Tax Credit	520 kWh @	\$ 0.0005	\$0.26 CR
Regulatory Asset Recovery	520 kWh @	\$ 0.0002692	\$0.14
TEEF	520 kWh @	\$ 0.0018077	\$0.94
PUC Assessment			\$0.10
Gross Receipts Reimb			\$1.28

Total Distribution Charges \$72.39

TOTAL CHARGES FOR ESI ID \$94.26 ✓

10/10/2023





Customer Name: MATAGORDA COUNTY
 Account Number: 100064844327
 Invoice Number: 052003542710
 Invoice Date: 10/07/2023

612

ESI ID Detail:

Service Address:

NICHOLS AVE UNIT 400FLD1 BAY CITY, TX 77414

ESI ID: 10032789485513552

Product:

Fixed Price

Meter ID	Days	Read Type	Previous Read Date	Previous Meter Read	Current Read Date	Current Meter Read	Multiplier	Usage (kWh)	Actual kW/kVA	Billed kW/kVA
7007116680SD	30	Actual	08/28/2023	0	09/26/2023	✓ 310	1.00	310	-	-
TOTAL								310	0	0

Electric Service Commercial

Service Period: 08/28/2023 to 09/26/2023 ✓

TXU Energy Fixed Price

Base Usage	310 kWh @	\$ 0.0377995	\$11.72
Other Charges			\$0.06
Market Securitization (Debt) Financing			\$0.12
Other ERCOT Incremental AS Charges			\$0.19
PUC Assessment			\$0.02
Gross Receipts Reimb			\$0.25

Total Commercial Charges \$12.36

Electric Service Distribution

Service Period: 08/28/2023 to 09/26/2023

Outdoor Lighting - Facilities			\$10.52
Distribution System Charge	310 kWh @	\$ 0.0210968	\$6.54
Transmission Cost Recov Factor	310 kWh @	\$ 0.0116129	\$3.60
Distribution Cost Recovery	310 kWh @	\$ 0.0116774	\$3.62
Transition Charge (TC3)	310 kWh @	\$ 0.0095161	\$2.95
Storm Recovery Charge	310 kWh @	\$ 0.0097742	\$3.03
Storm Recovery Tax Credit	310 kWh @	\$ 0.0004839	\$0.15 CR
Regulatory Asset Recovery	310 kWh @	\$ 0.0002581	\$0.08
TEEEF	310 kWh @	\$ 0.0018065	\$0.56
PUC Assessment			\$0.04
Gross Receipts Reimb			\$0.49

Total Distribution Charges \$31.28

TOTAL CHARGES FOR ESI ID \$43.64 ✓

Customer Name: MATAGORDA COUNTY
 Account Number: 100064844327
 Invoice Number: 052003542710
 Invoice Date: 10/07/2023

ESI ID Detail:

661

Service Address:

NICHOLS RD UNIT 250HPSA BAY CITY, TX 77414

ESI ID: 10032789480469090

Product:

Fixed Price

Meter ID	Days	Read Type	Previous Read Date	Previous Meter Read	Current Read Date	Current Meter Read	Multiplier	Usage (kWh)	Actual kW/kVA	Billed kW/kVA
7007112012SD	32	Actual	08/10/2023	0	09/10/2023	✓ 208	1.00	208	-	-
TOTAL								208	0	0

Electric Service Commercial

Service Period: 08/10/2023 to 09/10/2023 ✓

TXU Energy Fixed Price

Base Usage	208 kWh @	\$ 0.0377995	\$7.86
Other Charges			\$0.15
Market Securitization (Debt) Financing			\$0.08
Other ERCOT Incremental AS Charges			\$0.47
PUC Assessment			\$0.01
Gross Receipts Reimb			\$0.17

Total Commercial Charges	\$8.74
---------------------------------	---------------

Electric Service Distribution

Service Period: 08/10/2023 to 09/10/2023

Base Charge		\$1.40
Street Lighting - Facilities		\$15.32
Distribution System Charge	208 kWh @	\$ 0.0211058 \$4.39
Transmission Cost Recov Factor	208 kWh @	\$ 0.0116346 \$2.42
Distribution Cost Recovery	208 kWh @	\$ 0.0116827 \$2.43
Transition Charge (TC3)	208 kWh @	\$ 0.0044231 \$0.92
Storm Recovery Charge	208 kWh @	\$ 0.0097596 \$2.03
Storm Recovery Tax Credit	208 kWh @	\$ 0.0004808 \$0.10 CR
Regulatory Asset Recovery	208 kWh @	\$ 0.0002885 \$0.06
TEEEF	208 kWh @	\$ 0.0018269 \$0.38
PUC Assessment		\$0.04
Gross Receipts Reimb		\$0.53

Total Distribution Charges	\$29.82
-----------------------------------	----------------

TOTAL CHARGES FOR ESI ID	\$38.56 ✓
---------------------------------	------------------

DST 00072061





Customer Name: MATAGORDA COUNTY
 Account Number: 100064844327
 Invoice Number: 052003542710
 Invoice Date: 10/07/2023

015

ESI ID Detail:

Service Address: FM 616 W BLESSING, TX 77419
 Product: Fixed Price

ESI ID: 10032789461693261

Meter ID	Days	Read Type	Previous Read Date	Previous Meter Read	Current Read Date	Current Meter Read	Multiplier	Usage (kWh)	Actual kW/kVA	Billed kW/kVA
7007074015SD	30	Actual	08/30/2023	0	09/28/2023	✓ 39	1.00	39	-	-
TOTAL								39	0	0

Electric Service Commercial

Service Period: 08/30/2023 to 09/28/2023 ✓

TXU Energy Fixed Price

Base Usage	39 kWh @	\$ 0.0377995	\$1.47
Other Charges			\$0.01
Market Securitization (Debt) Financing			\$0.02
Other ERCOT Incremental AS Charges			\$0.02

Total Commercial Charges	\$1.52
---------------------------------	---------------

Electric Service Distribution

Service Period: 08/30/2023 to 09/28/2023

Outdoor Lighting - Facilities			\$4.51
Distribution System Charge	39 kWh @	\$ 0.0210256	\$0.82
Transmission Cost Recov Factor	39 kWh @	\$ 0.0115385	\$0.45
Distribution Cost Recovery	39 kWh @	\$ 0.0117949	\$0.46
Transition Charge (TC3)	39 kWh @	\$ 0.0094872	\$0.37
Storm Recovery Charge	39 kWh @	\$ 0.0097436	\$0.38
Storm Recovery Tax Credit	39 kWh @	\$ 0.0005128	\$0.02 CR
Regulatory Asset Recovery	39 kWh @	\$ 0.0002564	\$0.01
TEEEF	39 kWh @	\$ 0.0017949	\$0.07
PUC Assessment			\$0.01

Total Distribution Charges	\$7.06
-----------------------------------	---------------

TOTAL CHARGES FOR ESI ID	\$8.58 ✓
---------------------------------	-----------------

000070-10/09

Customer Name: MATAGORDA COUNTY
 Account Number: 100064844327
 Invoice Number: 052003542710
 Invoice Date: 10/07/2023

ESI ID Detail:

615

Service Address:

FM 616 W STLG 250HPS BLESSING, TX 77419

ESI ID: 10032789402787492

Product:

Fixed Price

Meter ID	Days	Read Type	Previous Read Date	Previous Meter Read	Current Read Date	Current Meter Read	Multiplier	Usage (kWh)	Actual kW/kVA	Billed kW/kVA
7006972189SD	30	Actual	08/30/2023	0	09/28/2023	✓ 832	1.00	832	-	-
TOTAL								832	0	0

Electric Service Commercial

Service Period: 08/30/2023 to 09/28/2023 ✓

TXU Energy Fixed Price

Base Usage	832 kWh @	\$ 0.0377995	\$31.45
Other Charges			\$0.14
Market Securitization (Debt) Financing			\$0.33
Other ERCOT Incremental AS Charges			\$0.46
PUC Assessment			\$0.05

Total Commercial Charges \$32.43

Electric Service Distribution

Service Period: 08/30/2023 to 09/28/2023

Base Charge			\$1.40
Street Lighting - Facilities			\$61.28
Distribution System Charge	832 kWh @	\$ 0.0210938	\$17.55
Transmission Cost Recov Factor	832 kWh @	\$ 0.0116226	\$9.67
Distribution Cost Recovery	832 kWh @	\$ 0.0116827	\$9.72
Transition Charge (TC3)	832 kWh @	\$ 0.0044471	\$3.70
Storm Recovery Charge	832 kWh @	\$ 0.0097837	\$8.14
Storm Recovery Tax Credit	832 kWh @	\$ 0.0004928	\$0.41 CR
Regulatory Asset Recovery	832 kWh @	\$ 0.0002644	\$0.22
TEEEF	832 kWh @	\$ 0.0018149	\$1.51
PUC Assessment			\$0.17

Total Distribution Charges \$112.95

TOTAL CHARGES FOR ESI ID \$145.38 ✓

DST 00072061





Customer Name: MATAGORDA COUNTY
 Account Number: 100064844327
 Invoice Number: 052003542710
 Invoice Date: 10/07/2023

615

ESI ID Detail:

Service Address:

AVENUE C UNIT PRKLITE BLESSING, TX 77419

ESI ID: 10032789478079271

Product:

Fixed Price

Meter ID	Days	Read Type	Previous Read Date	Previous Meter Read	Current Read Date	Current Meter Read	Multiplier	Usage (kWh)	Actual kW/kVA	Billed kW/kVA
144074530	30	Actual	08/30/2023	✓ 18,320	09/28/2023	18,548	1.00	228	1	0
TOTAL								228	1	0

Electric Service Commercial

Service Period: 08/30/2023 to 09/28/2023 ✓

TXU Energy Fixed Price

Base Usage	228 kWh @	\$ 0.0377995	\$8.62
Other Charges			\$0.14
Market Securitization (Debt) Financing			\$0.09
Other ERCOT Incremental AS Charges			\$0.51
PUC Assessment			\$0.02

Total Commercial Charges \$9.38

Electric Service Distribution

Service Period: 08/30/2023 to 09/28/2023

Base Charge			\$1.40
Meter Charge			\$4.39
Distribution System Charge	228 kWh @	\$ 0.021093	\$4.81
Transmission Cost Recov Factor	228 kWh @	\$ 0.01162	\$2.65
Distribution Cost Recovery	228 kWh @	\$ 0.011684	\$2.66
Transition Charge (TC3)	228 kWh @	\$ 0.009501	\$2.17
Storm Recovery Charge	228 kWh @	\$ 0.00157	\$0.36
Storm Recovery Tax Credit	228 kWh @	\$ 0.000085	\$0.02 CR
Regulatory Asset Recovery	228 kWh @	\$ 0.000171	\$0.04
Energy Efficiency	228 kWh @	\$ 0.000852	\$0.19
TEEEF	228 kWh @	\$ 0.00181	\$0.41
PUC Assessment			\$0.03

Total Distribution Charges \$19.09

TOTAL CHARGES FOR ESI ID \$28.47 ✓

Customer Name: MATAGORDA COUNTY
 Account Number: 100064844327
 Invoice Number: 052003542710
 Invoice Date: 10/07/2023

615

ESI ID Detail:

Service Address: 139 FM 616 W STLG 250HPS BLESSING, TX 77419
 Product: Fixed Price

ESI ID: 10032789436470608

Meter ID	Days	Read Type	Previous Read Date	Previous Meter Read	Current Read Date	Current Meter Read	Multiplier	Usage (kWh)	Actual kW/kVA	Billed kW/kVA
7005470886SD	30	Actual	08/28/2023	0	09/26/2023	✓ 104	1.00	104	-	-
TOTAL								104	0	0

Electric Service Commercial

Service Period: 08/28/2023 to 09/26/2023 ✓

TXU Energy Fixed Price

Base Usage	104 kWh @	\$ 0.0377995	\$3.93
Other Charges			\$0.02
Market Securitization (Debt) Financing			\$0.04
Other ERCOT Incremental AS Charges			\$0.06
PUC Assessment			\$0.01

Total Commercial Charges \$4.06

Electric Service Distribution

Service Period: 08/28/2023 to 09/26/2023

Base Charge			\$1.40
Street Lighting - Facilities			\$7.66
Distribution System Charge	104 kWh @	\$ 0.0210577	\$2.19
Transmission Cost Recov Factor	104 kWh @	\$ 0.0116346	\$1.21
Distribution Cost Recovery	104 kWh @	\$ 0.0117308	\$1.22
Transition Charge (TC3)	104 kWh @	\$ 0.0044231	\$0.46
Storm Recovery Charge	104 kWh @	\$ 0.0098077	\$1.02
Storm Recovery Tax Credit	104 kWh @	\$ 0.0004808	\$0.05 CR
Regulatory Asset Recovery	104 kWh @	\$ 0.0002885	\$0.03
TEEEF	104 kWh @	\$ 0.0018269	\$0.19
PUC Assessment			\$0.02

Total Distribution Charges \$15.35

TOTAL CHARGES FOR ESI ID \$19.41 ✓





Customer Name: MATAGORDA COUNTY
 Account Number: 100064844327
 Invoice Number: 052003542710
 Invoice Date: 10/07/2023

ESI ID Detail:

615

Service Address:

FM 616 W UNIT COUNTY BLESSING, TX 77419

ESI ID: 10032789461693260

Product:

Fixed Price

Meter ID	Days	Read Type	Previous Read Date	Previous Meter Read	Current Read Date	Current Meter Read	Multiplier	Usage (kWh)	Actual kW/kVA	Billed kW/kVA
161176296	30	Actual	08/30/2023	✓ 35,915	09/28/2023	37,297	1.00	1,382	18	18
TOTAL								1,382	18	18

Electric Service Commercial

Service Period: 08/30/2023 to 09/28/2023 ✓

TXU Energy Fixed Price

Base Usage	1,382 kWh @	\$ 0.0377995	\$52.24
Other Charges			\$0.90
Market Securitization (Debt) Financing			\$0.55
Other ERCOT Incremental AS Charges			\$3.17
PUC Assessment			\$0.10

Total Commercial Charges \$56.96

Electric Service Distribution

Service Period: 08/30/2023 to 09/28/2023

Base Charge			\$2.02
Meter Charge			\$12.67
Distribution System Charge	17.9 kW @	\$ 4.869	\$87.16
Transmission Cost Recov Factor	17.9 kW @	\$ 4.085247	\$73.13
Distribution Cost Recovery	17.9 kW @	\$ 1.256093	\$22.48
Transition Charge (TC3)	1,382 kWh @	\$ 0.009501	\$13.13
Storm Recovery Charge	17.9 kW @	\$ 0.314425	\$5.63
Storm Recovery Tax Credit	17.9 kW @	\$ 0.016068	\$0.29 CR
Regulatory Asset Recovery	17.9 kW @	\$ 0.052535	\$0.94
Energy Efficiency	1,382 kWh @	\$ 0.000958	\$1.32
TEEEF	17.9 kW @	\$ 0.1949	\$3.49
PUC Assessment			\$0.33

Total Distribution Charges \$222.01

TOTAL CHARGES FOR ESI ID \$278.97 ✓

Customer Name: MATAGORDA COUNTY
 Account Number: 100064844327
 Invoice Number: 052003542710
 Invoice Date: 10/07/2023

ESI ID Detail:

615

Service Address:

560 FM 616 W UNIT PARK BLESSING, TX 77419

ESI ID: 10032789402787491

Product:

Fixed Price

Meter ID	Days	Read Type	Previous Read Date	Previous Meter Read	Current Read Date	Current Meter Read	Multiplier	Usage (kWh)	Actual kW/kVA	Billed kW/kVA
558783656	30	Actual	08/30/2023	✓ 1,176	09/28/2023	1,180	192.00	768	31	31
TOTAL								768	31	31

Electric Service Commercial

Service Period: 08/30/2023 to 09/28/2023 ✓

TXU Energy Fixed Price

Base Usage	768 kWh @	\$ 0.0377995	\$29.03
Other Charges			\$0.50
Market Securitization (Debt) Financing			\$0.30
Other ERCOT Incremental AS Charges			\$1.76
PUC Assessment			\$0.05

Total Commercial Charges \$31.64

Electric Service Distribution

Service Period: 08/30/2023 to 09/28/2023

Base Charge			\$2.02
Meter Charge			\$12.67
Distribution System Charge	31.1 kW @	\$ 4.869	\$151.43
Transmission Cost Recov Factor	31.1 kW @	\$ 4.085247	\$127.05
Distribution Cost Recovery	31.1 kW @	\$ 1.256093	\$39.06
Transition Charge (TC3)	768 kWh @	\$ 0.009501	\$7.30
Storm Recovery Charge	181.7 kW @	\$ 0.314425	\$57.13
Storm Recovery Tax Credit	181.7 kW @	\$ 0.016068	\$2.92 CR
Regulatory Asset Recovery	31.1 kW @	\$ 0.052535	\$1.63
Energy Efficiency	768 kWh @	\$ 0.000958	\$0.74
TEEEF	31.1 kW @	\$ 0.1949	\$6.06
PUC Assessment			\$0.55

Total Distribution Charges \$402.72

TOTAL CHARGES FOR ESI ID \$434.36





Customer Name: MATAGORDA COUNTY
 Account Number: 100064844327
 Invoice Number: 052003542710
 Invoice Date: 10/07/2023

ESI ID Detail:

815

Service Address:
Product:

201 FM 616 W UNIT SEWLIFT BLESSING, TX 77419
Fixed Price

ESI ID: 10032789497890130

Meter ID	Days	Read Type	Previous Read Date	Previous Meter Read	Current Read Date	Current Meter Read	Multiplier	Usage (kWh)	Actual kW/kVA	Billed kW/kVA
119426810	30	Actual	08/30/2023	✓ 62,707	09/28/2023	63,309	1.00	602	8	0
TOTAL								602	8	0

Electric Service Commercial

Service Period: 08/30/2023 to 09/28/2023 ✓

TXU Energy Fixed Price

Base Usage	602 kWh @	\$ 0.0377995	\$22.76
Other Charges			\$0.39
Market Securitization (Debt) Financing			\$0.23
Other ERCOT Incremental AS Charges			\$1.38
PUC Assessment			\$0.04

Total Commercial Charges	\$24.80
---------------------------------	----------------

Electric Service Distribution

Service Period: 08/30/2023 to 09/28/2023

Base Charge		\$1.40
Meter Charge		\$4.39
Distribution System Charge	602 kWh @	\$ 0.021093 \$12.70
Transmission Cost Recov Factor	602 kWh @	\$ 0.01162 \$7.00
Distribution Cost Recovery	602 kWh @	\$ 0.011684 \$7.03
Transition Charge (TC3)	602 kWh @	\$ 0.009501 \$5.72
Storm Recovery Charge	602 kWh @	\$ 0.00157 \$0.95
Storm Recovery Tax Credit	602 kWh @	\$ 0.000085 \$0.05 CR
Regulatory Asset Recovery	602 kWh @	\$ 0.000171 \$0.10
Energy Efficiency	602 kWh @	\$ 0.000852 \$0.51
TEEEF	602 kWh @	\$ 0.00181 \$1.09
PUC Assessment		\$0.06

Total Distribution Charges	\$40.90
-----------------------------------	----------------

TOTAL CHARGES FOR ESI ID	\$65.70 ✓
---------------------------------	------------------

000000

000000

Customer Name: MATAGORDA COUNTY
 Account Number: 100064844327
 Invoice Number: 052003542710
 Invoice Date: 10/07/2023

615

ESI ID Detail:

Service Address:

935 STREETLIGHT STLG 400MV BLESSING, TX 77419

ESI ID: 10032789496744773

Product:

Fixed Price

Meter ID	Days	Read Type	Previous Read Date	Previous Meter Read	Current Read Date	Current Meter Read	Multiplier	Usage (kWh)	Actual kW/kVA	Billed kW/kVA
7005911722MV	30	Actual	08/29/2023	0	09/27/2023	✓ 290	1.00	290	-	-
TOTAL								290	0	0

Electric Service Commercial

Service Period: 08/29/2023 to 09/27/2023 ✓

TXU Energy Fixed Price

Base Usage	290 kWh @	\$ 0.0377995	\$10.96
Other Charges			\$0.05
Market Securitization (Debt) Financing			\$0.11
Other ERCOT Incremental AS Charges			\$0.17
PUC Assessment			\$0.02

Total Commercial Charges \$11.31

Electric Service Distribution

Service Period: 08/29/2023 to 09/27/2023

Base Charge			\$1.40
Street Lighting - Facilities			\$19.24
Distribution System Charge	290 kWh @	\$ 0.0211034	\$6.12
Transmission Cost Recov Factor	290 kWh @	\$ 0.0116207	\$3.37
Distribution Cost Recovery	290 kWh @	\$ 0.0116897	\$3.39
Transition Charge (TC3)	290 kWh @	\$ 0.0044483	\$1.29
Storm Recovery Charge	290 kWh @	\$ 0.0097931	\$2.84
Storm Recovery Tax Credit	290 kWh @	\$ 0.0004828	\$0.14 CR
Regulatory Asset Recovery	290 kWh @	\$ 0.0002759	\$0.08
TEEEF	290 kWh @	\$ 0.0017931	\$0.52
PUC Assessment			\$0.06

Total Distribution Charges \$38.17

TOTAL CHARGES FOR ESI ID \$49.48 ✓





Customer Name: MATAGORDA COUNTY
 Account Number: 100064844327
 Invoice Number: 052003542710
 Invoice Date: 10/07/2023

ESI ID Detail:

615

Service Address:

932 STREETLIGHT UNIT 175MV BLESSING, TX 77419

ESI ID: 10032789496744772

Product:

Fixed Price

Meter ID	Days	Read Type	Previous Read Date	Previous Meter Read	Current Read Date	Current Meter Read	Multiplier	Usage (kWh)	Actual kW/kVA	Billed kW/kVA
7007144530MV	30	Actual	08/29/2023	0	09/27/2023	70	1.00	70	-	-
TOTAL								70	0	0

Electric Service Commercial

Service Period: 08/29/2023 to 09/27/2023 ✓

TXU Energy Fixed Price

Base Usage	70 kWh @	\$ 0.0377995	\$2.65
Other Charges			\$0.01
Market Securitization (Debt) Financing			\$0.03
Other ERCOT Incremental AS Charges			\$0.04

Total Commercial Charges \$2.73

Electric Service Distribution

Service Period: 08/29/2023 to 09/27/2023

Base Charge		\$1.40
Street Lighting - Facilities		\$5.87
Distribution System Charge	70 kWh @	\$ 0.0211429 \$1.48
Transmission Cost Recov Factor	70 kWh @	\$ 0.0115714 \$0.81
Distribution Cost Recovery	70 kWh @	\$ 0.0117143 \$0.82
Transition Charge (TC3)	70 kWh @	\$ 0.0044286 \$0.31
Storm Recovery Charge	70 kWh @	\$ 0.0097143 \$0.68
Storm Recovery Tax Credit	70 kWh @	\$ 0.0004286 \$0.03 CR
Regulatory Asset Recovery	70 kWh @	\$ 0.0002857 \$0.02
TEEEF	70 kWh @	\$ 0.0018571 \$0.13
PUC Assessment		\$0.02

Total Distribution Charges \$11.51

TOTAL CHARGES FOR ESI ID \$14.24 ✓

Customer Name: MATAGORDA COUNTY
 Account Number: 100064844327
 Invoice Number: 052003542710
 Invoice Date: 10/07/2023

595

ESI ID Detail:

Service Address:

FM 459 UNIT P43 EL MATON, TX 77440

ESI ID: 10032789482241440

Product:

Fixed Price

Meter ID	Days	Read Type	Previous Read Date	Previous Meter Read	Current Read Date	Current Meter Read	Multiplier	Usage (kWh)	Actual kW/kVA	Billed kW/kVA
169715859	32	Actual	08/11/2023	✓ 2,995	09/11/2023	3,326	1.00	331	-	-
TOTAL								331	0	0

Electric Service Commercial

Service Period: 08/11/2023 to 09/11/2023 ✓

TXU Energy Fixed Price

Base Usage	331 kWh @	\$ 0.0377995	\$12.51
Other Charges			\$0.57
Market Securitization (Debt) Financing			\$0.13
Other ERCOT Incremental AS Charges			\$2.52
PUC Assessment			\$0.03

Total Commercial Charges \$15.76

Electric Service Distribution

Service Period: 08/11/2023 to 09/11/2023

Base Charge			\$1.40
Meter Charge			\$4.39
Distribution System Charge	331 kWh @	\$ 0.021093	\$6.98
Transmission Cost Recov Factor	331 kWh @	\$ 0.01162	\$3.85
Distribution Cost Recovery	331 kWh @	\$ 0.011684	\$3.87
Transition Charge (TC3)	331 kWh @	\$ 0.009501	\$3.14
Storm Recovery Charge	331 kWh @	\$ 0.00157	\$0.52
Storm Recovery Tax Credit	331 kWh @	\$ 0.000085	\$0.03 CR
Regulatory Asset Recovery	331 kWh @	\$ 0.000171	\$0.06
Energy Efficiency	331 kWh @	\$ 0.000852	\$0.28
TEEEF	331 kWh @	\$ 0.00181	\$0.60
PUC Assessment			\$0.03

Total Distribution Charges \$25.09

TOTAL CHARGES FOR ESI ID \$40.85 ✓





Customer Name: MATAGORDA COUNTY
 Account Number: 100064844327
 Invoice Number: 052003542710
 Invoice Date: 10/07/2023

615

ESI ID Detail:

Service Address: 190 AVENUE F ODLT 400HPS MARKHAM, TX.77456
 Product: Fixed Price

ESI ID: 10032789476839781

Meter ID	Days	Read Type	Previous Read Date	Previous Meter Read	Current Read Date	Current Meter Read	Multiplier	Usage (kWh)	Actual kW/kVA	Billed kW/kVA
7007105031OT	30	Actual	08/21/2023	0	09/19/2023	✓ 155	1.00	155	-	-
TOTAL								155	0	0

Electric Service Commercial

Service Period: 08/21/2023 to 09/19/2023 ✓

TXU Energy Fixed Price

Base Usage	155 kWh @	\$ 0.0377995	\$5.86
Other Charges			\$0.10
Market Securitization (Debt) Financing			\$0.06
Other ERCOT Incremental AS Charges			\$0.28
PUC Assessment			\$0.01

Total Commercial Charges \$6.31

Electric Service Distribution

Service Period: 08/21/2023 to 09/19/2023

Outdoor Lighting - Facilities			\$5.26
Distribution System Charge	155 kWh @	\$ 0.0210968	\$3.27
Transmission Cost Recov Factor	155 kWh @	\$ 0.0116129	\$1.80
Distribution Cost Recovery	155 kWh @	\$ 0.0116774	\$1.81
Transition Charge (TC3)	155 kWh @	\$ 0.0094839	\$1.47
Storm Recovery Charge	155 kWh @	\$ 0.0098065	\$1.52
Storm Recovery Tax Credit	155 kWh @	\$ 0.0005161	\$0.08 CR
Regulatory Asset Recovery	155 kWh @	\$ 0.0002581	\$0.04
TEEEF	155 kWh @	\$ 0.0018065	\$0.28
PUC Assessment			\$0.02

Total Distribution Charges \$15.39

TOTAL CHARGES FOR ESI ID \$21.70 ✓

Customer Name: MATAGORDA COUNTY
 Account Number: 100064844327
 Invoice Number: 052003542710
 Invoice Date: 10/07/2023

ESI ID Detail:

615

Service Address:

190 AVENUE F UNIT ANNEX MARKHAM, TX 77456

ESI ID: 10032789426253880

Product:

Fixed Price

Meter ID	Days	Read Type	Previous Read Date	Previous Meter Read	Current Read Date	Current Meter Read	Multiplier	Usage (kWh)	Actual kW/kVA	Billed kW/kVA
157911497	30	Actual	08/21/2023	✓ 10,738	09/19/2023	11,155	1.00	417	3	0
TOTAL								417	3	0

Electric Service Commercial

Service Period: 08/21/2023 to 09/19/2023 ✓

TXU Energy Fixed Price

Base Usage	417 kWh @	\$ 0.0377995	\$15.76
Other Charges			\$0.76
Market Securitization (Debt) Financing			\$0.16
Other ERCOT Incremental AS Charges			\$2.80
PUC Assessment			\$0.03

Total Commercial Charges \$19.51

Electric Service Distribution

Service Period: 08/21/2023 to 09/19/2023

Base Charge			\$1.40
Meter Charge			\$4.39
Distribution System Charge	417 kWh @	\$ 0.021093	\$8.80
Transmission Cost Recov Factor	417 kWh @	\$ 0.01162	\$4.85
Distribution Cost Recovery	417 kWh @	\$ 0.011684	\$4.87
Transition Charge (TC3)	417 kWh @	\$ 0.009501	\$3.96
Storm Recovery Charge	417 kWh @	\$ 0.00157	\$0.65
Storm Recovery Tax Credit	417 kWh @	\$ 0.000085	\$0.04 CR
Regulatory Asset Recovery	417 kWh @	\$ 0.000171	\$0.07
Energy Efficiency	417 kWh @	\$ 0.000852	\$0.36
TEEEF	417 kWh @	\$ 0.00181	\$0.75
PUC Assessment			\$0.04

Total Distribution Charges \$30.10

TOTAL CHARGES FOR ESI ID \$49.61 ✓





Customer Name: MATAGORDA COUNTY
 Account Number: 100064844327
 Invoice Number: 052003542710
 Invoice Date: 10/07/2023

ESI ID Detail:

615

Service Address:

190 AVENUE F UNIT COMM CNT MARKHAM, TX 77456

ESI ID: 10032789476839780

Product:

Fixed Price

Meter ID	Days	Read Type	Previous Read Date	Previous Meter Read	Current Read Date	Current Meter Read	Multiplier	Usage (kWh)	Actual kW/kVA	Billed kW/kVA
200043930	30	Actual	08/21/2023	✓ 3,278	09/19/2023	5,275	1.00	1,997	17	17
TOTAL								1,997	17	17

Electric Service Commercial

Service Period: 08/21/2023 to 09/19/2023 ✓

TXU Energy Fixed Price

Base Usage	1,997 kWh @	\$ 0.0377995	\$75.49
Other Charges			\$3.62
Market Securitization (Debt) Financing			\$0.78
Other ERCOT Incremental AS Charges			\$13.40
PUC Assessment			\$0.16

Total Commercial Charges \$93.45

Electric Service Distribution

Service Period: 08/21/2023 to 09/19/2023

Base Charge			\$2.02
Meter Charge			\$12.67
Distribution System Charge	16.5 kW @	\$ 4.869	\$80.34
Transmission Cost Recov Factor	16.5 kW @	\$ 4.085247	\$67.41
Distribution Cost Recovery	16.5 kW @	\$ 1.256093	\$20.73
Transition Charge (TC3)	1,997 kWh @	\$ 0.009501	\$18.97
Storm Recovery Charge	23.1 kW @	\$ 0.314425	\$7.26
Storm Recovery Tax Credit	23.1 kW @	\$ 0.016068	\$0.37 CR
Regulatory Asset Recovery	16.5 kW @	\$ 0.052535	\$0.87
Energy Efficiency	1,997 kWh @	\$ 0.000958	\$1.91
TEEEF	16.5 kW @	\$ 0.1949	\$3.22
PUC Assessment			\$0.31

Total Distribution Charges \$215.34

TOTAL CHARGES FOR ESI ID \$308.79 ✓

Customer Name: MATAGORDA COUNTY
 Account Number: 100064844327
 Invoice Number: 052003542710
 Invoice Date: 10/07/2023

815

ESI ID Detail:

Service Address: 190 AVENUE F UNIT FIRESTA MARKHAM, TX 77456
 Product: Fixed Price

ESI ID: 10032789487564611

Meter ID	Days	Read Type	Previous Read Date	Previous Meter Read	Current Read Date	Current Meter Read	Multiplier	Usage (kWh)	Actual kW/kVA	Billed kW/kVA
200305070	30	Actual	08/21/2023	✓ 5,376	09/19/2023	6,610	1.00	1,234	-	-
TOTAL								1,234	0	0

Electric Service Commercial

Service Period: 08/21/2023 to 09/19/2023 ✓

TXU Energy Fixed Price

Base Usage	1,234 kWh @	\$ 0.0377995	\$46.64
Other Charges			\$2.00
Market Securitization (Debt) Financing			\$0.49
Other ERCOT Incremental AS Charges			\$7.30
PUC Assessment			\$0.09

Total Commercial Charges \$56.52

Electric Service Distribution

Service Period: 08/21/2023 to 09/19/2023

Base Charge			\$1.40
Meter Charge			\$4.39
Distribution-System Charge	1,234 kWh @	\$ 0.021093	\$26.03
Transmission Cost Recov Factor	1,234 kWh @	\$ 0.01162	\$14.34
Distribution-Cost Recovery	1,234 kWh @	\$ 0.011684	\$14.42
Transition Charge (TC3)	1,234 kWh @	\$ 0.009501	\$11.72
Storm Recovery Charge	1,234 kWh @	\$ 0.00157	\$1.94
Storm Recovery Tax Credit	1,234 kWh @	\$ 0.000085	\$0.10 CR
Regulatory Asset Recovery	1,234 kWh @	\$ 0.000171	\$0.21
Energy Efficiency	1,234 kWh @	\$ 0.000852	\$1.05
TEEF	1,234 kWh @	\$ 0.00181	\$2.23
PUC Assessment			\$0.10

Total Distribution Charges \$77.73

TOTAL CHARGES FOR ESI ID \$134.25





Customer Name: MATAGORDA COUNTY
Account Number: 100064844327
Invoice Number: 052003542710
Invoice Date: 10/07/2023

ESI ID Detail: 464

Service Address: 190 AVENUE F UNIT JP OFF MARKHAM, TX 77456
Product: Fixed Price

ESI ID: 10032789461015050

Meter ID	Days	Read Type	Previous Read Date	Previous Meter Read	Current Read Date	Current Meter Read	Multiplier	Usage (kWh)	Actual kW/kVA	Billed kW/kVA
163788084	30	Actual	08/21/2023	✓ 30,946	09/19/2023	32,828	1.00	1,882	-	-
TOTAL								1,882	0	0

Electric Service Commercial

Service Period: 08/21/2023 to 09/19/2023 ✓

TXU Energy Fixed Price

Base Usage	1,882 kWh @	\$ 0.0377995	\$71.14
Other Charges			\$3.05
Market Securitization (Debt) Financing			\$0.74
Other ERCOT Incremental AS Charges			\$11.13
PUC Assessment			\$0.14

Total Commercial Charges \$86.20

Electric Service Distribution

Service Period: 08/21/2023 to 09/19/2023

Base Charge			\$1.40
Meter Charge			\$4.39
Distribution System Charge	1,882 kWh @	\$ 0.021093	\$39.70
Transmission Cost Recov Factor	1,882 kWh @	\$ 0.01162	\$21.87
Distribution Cost Recovery	1,882 kWh @	\$ 0.011684	\$21.99
Transition Charge (TC3)	1,882 kWh @	\$ 0.009501	\$17.88
Storm Recovery Charge	1,882 kWh @	\$ 0.00157	\$2.95
Storm Recovery Tax Credit	1,882 kWh @	\$ 0.000085	\$0.16 CR
Regulatory Asset Recovery	1,882 kWh @	\$ 0.000171	\$0.32
Energy Efficiency	1,882 kWh @	\$ 0.000852	\$1.60
TEEEF	1,882 kWh @	\$ 0.00181	\$3.41
PUC Assessment			\$0.15

Total Distribution Charges \$115.50

TOTAL CHARGES FOR ESI ID \$201.70 ✓

Customer Name: MATAGORDA COUNTY
 Account Number: 100064844327
 Invoice Number: 052003542710
 Invoice Date: 10/07/2023

ESI ID Detail:

613

Service Address:

1203 COUNTY ROAD 243 UNIT FIRESTA MATAGORDA, TX 77457

ESI ID: 10032789427413670

Product:

Fixed Price

Meter ID	Days	Read Type	Previous Read Date	Previous Meter Read	Current Read Date	Current Meter Read	Multiplier	Usage (kWh)	Actual kW/kVA	Billed kW/kVA
122279171	32	Actual	08/17/2023	✓ 50,001	09/17/2023	50,730	1.00	729	6	0
TOTAL								729	6	0

Electric Service Commercial

Service Period: 08/17/2023 to 09/17/2023 ✓

TXU Energy Fixed Price

Base Usage	729 kWh @	\$ 0.0377995	\$27.56
Other Charges			\$1.35
Market Securitization (Debt) Financing			\$0.28
Other ERCOT Incremental AS Charges			\$5.49
PUC Assessment			\$0.06

Total Commercial Charges \$34.74

Electric Service Distribution

Service Period: 08/17/2023 to 09/17/2023

Base Charge			\$1.40
Meter Charge			\$4.39
Distribution System Charge	729 kWh @	\$ 0.021093	\$15.38
Transmission Cost Recov Factor	729 kWh @	\$ 0.01162	\$8.47
Distribution Cost Recovery	729 kWh @	\$ 0.011684	\$8.52
Transition Charge (TC3)	729 kWh @	\$ 0.009501	\$6.93
Storm Recovery Charge	729 kWh @	\$ 0.00157	\$1.14
Storm Recovery Tax Credit	729 kWh @	\$ 0.000085	\$0.06 CR
Regulatory Asset Recovery	729 kWh @	\$ 0.000171	\$0.12
Energy Efficiency	729 kWh @	\$ 0.000852	\$0.62
TEEEF	729 kWh @	\$ 0.00181	\$1.32
PUC Assessment			\$0.06

Total Distribution Charges \$48.29

TOTAL CHARGES FOR ESI ID \$83.03 ✓





Customer Name: MATAGORDA COUNTY
 Account Number: 100064844327
 Invoice Number: 052003542710
 Invoice Date: 10/07/2023

ESI ID Detail: 462

Service Address: 18 COUNTY ROAD 252 MATAGORDA, TX 77457
 Product: Fixed Price

ESI ID: 10032789403973976

Meter ID	Days	Read Type	Previous Read Date	Previous Meter Read	Current Read Date	Current Meter Read	Multiplier	Usage (kWh)	Actual kW/kVA	Billed kW/kVA
119711668	32	Actual	08/18/2023	✓ 172,678	09/18/2023	172,698	1.00	20	3	0
TOTAL								20	3	0

Electric Service Commercial

Service Period: 08/18/2023 to 09/18/2023 ✓
 TXU Energy Fixed Price

Base Usage	20 kWh @	\$ 0.0377995	\$0.76
Other Charges			\$0.04
Market Securitization (Debt) Financing			\$0.01
Other ERCOT Incremental AS Charges			\$0.14

Total Commercial Charges \$0.95

Electric Service Distribution

Service Period: 08/18/2023 to 09/18/2023

Base Charge			\$1.40
Meter Charge			\$4.39
Distribution System Charge	20 kWh @	\$ 0.021093	\$0.42
Transmission Cost Recov Factor	20 kWh @	\$ 0.01162	\$0.23
Distribution Cost Recovery	20 kWh @	\$ 0.011684	\$0.23
Transition Charge (TC3)	20 kWh @	\$ 0.009501	\$0.19
Storm Recovery Charge	20 kWh @	\$ 0.00157	\$0.03
Energy Efficiency	20 kWh @	\$ 0.000852	\$0.02
TEEEF	20 kWh @	\$ 0.00181	\$0.04
PUC Assessment			\$0.01

Total Distribution Charges \$6.96

TOTAL CHARGES FOR ESI ID \$7.91 ✓

000075 2/1/22

Customer Name: MATAGORDA COUNTY
 Account Number: 100064844327
 Invoice Number: 052003542710
 Invoice Date: 10/07/2023

613

ESI ID Detail:

Service Address: 414 FISHER MATAGORDA, TX 77457
 Product: Fixed Price

ESI ID: 10032789427542180

Meter ID	Days	Read Type	Previous Read Date	Previous Meter Read	Current Read Date	Current Meter Read	Multiplier	Usage (kWh)	Actual kW/kVA	Billed kW/kVA
200527912	32	Actual	08/18/2023	✓ 548	09/18/2023	663	1.00	115	-	-
TOTAL								115	0	0

Electric Service Commercial

Service Period: 08/18/2023 to 09/18/2023 ✓

TXU Energy Fixed Price

Base Usage	115 kWh @	\$ 0.0377995	\$4.35
Other Charges			\$0.18
Market Securitization (Debt) Financing			\$0.04
Other ERCOT Incremental AS Charges			\$0.68
PUC Assessment			\$0.01

Total Commercial Charges \$5.26

Electric Service Distribution

Service Period: 08/18/2023 to 09/18/2023

Base Charge			\$1.40
Meter Charge			\$4.39
Distribution System Charge	115 kWh @	\$ 0.021093	\$2.43
Transmission Cost Recov Factor	115 kWh @	\$ 0.01162	\$1.34
Distribution Cost Recovery	115 kWh @	\$ 0.011684	\$1.34
Transition Charge (TC3)	115 kWh @	\$ 0.009501	\$1.09
Storm Recovery Charge	115 kWh @	\$ 0.00157	\$0.18
Storm Recovery Tax Credit	115 kWh @	\$ 0.000085	\$0.01 CR
Regulatory Asset Recovery	115 kWh @	\$ 0.000171	\$0.02
Energy Efficiency	115 kWh @	\$ 0.000852	\$0.10
TEEEF	115 kWh @	\$ 0.00181	\$0.21
PUC Assessment			\$0.02

Total Distribution Charges \$12.51

TOTAL CHARGES FOR ESI ID \$17.77 ✓





Customer Name: MATAGORDA COUNTY
 Account Number: 100064844327
 Invoice Number: 052003542710
 Invoice Date: 10/07/2023

595

ESI ID Detail:

Service Address: OLD GULF RD UNIT STATION COLLECT STA MATAGORDA, TX 77457 ESI ID: 10032789494278861
 Product: Fixed Price

Meter ID	Days	Read Type	Previous Read Date	Previous Meter Read	Current Read Date	Current Meter Read	Multiplier	Usage (kWh)	Actual kW/kVA	Billed kW/kVA
119431822	30	Actual	08/16/2023	✓ 2,677	09/14/2023	2,736	1.00	59	1	0
TOTAL								59	1	0

Electric Service Commercial

Service Period: 08/16/2023 to 09/14/2023 ✓

TXU Energy Fixed Price

Base Usage	59 kWh @	\$ 0.0377995	\$2.23
Other Charges			\$0.12
Market Securitization (Debt) Financing			\$0.02
Other ERCOT Incremental AS Charges			\$0.48

Total Commercial Charges \$2.85

Electric Service Distribution

Service Period: 08/16/2023 to 09/14/2023

Base Charge			\$1.40
Meter Charge			\$4.39
Distribution System Charge	59 kWh @	\$ 0.021093	\$1.24
Transmission Cost Recov Factor	59 kWh @	\$ 0.01162	\$0.69
Distribution Cost Recovery	59 kWh @	\$ 0.011684	\$0.69
Transition Charge (TC3)	59 kWh @	\$ 0.009501	\$0.56
Storm Recovery Charge	59 kWh @	\$ 0.00157	\$0.09
Storm Recovery Tax Credit	59 kWh @	\$ 0.000085	\$0.01 CR
Regulatory Asset Recovery	59 kWh @	\$ 0.000171	\$0.01
Energy Efficiency	59 kWh @	\$ 0.000852	\$0.05
TEEEF	59 kWh @	\$ 0.00181	\$0.11
PUC Assessment			\$0.01

Total Distribution Charges \$9.23

TOTAL CHARGES FOR ESI ID \$12.08 ✓

Customer Name: MATAGORDA COUNTY
 Account Number: 100064844327
 Invoice Number: 052003542710
 Invoice Date: 10/07/2023

613

ESI ID Detail:

Service Address: 115 LAUREL MATAGORDA, TX 77457
 Product: Fixed Price

ESI ID: 10032789495257641

Meter ID	Days	Read Type	Previous Read Date	Previous Meter Read	Current Read Date	Current Meter Read	Multiplier	Usage (kWh)	Actual kW/kVA	Billed kW/kVA
120726105	32	Actual	08/18/2023	✓ 3,402	09/18/2023	3,737	1.00	335	2	0
TOTAL								335	2	0

Electric Service Commercial

Service Period: 08/18/2023 to 09/18/2023 ✓

TXU Energy Fixed Price

Base Usage	335 kWh @	\$ 0.0377995	\$12.66
Other Charges			\$0.60
Market Securitization (Debt) Financing			\$0.13
Other ERCOT Incremental AS Charges			\$2.26
PUC Assessment			\$0.03

Total Commercial Charges \$15.68

Electric Service Distribution

Service Period: 08/18/2023 to 09/18/2023

Base Charge			\$1.40
Meter Charge			\$4.39
Distribution System Charge	335 kWh @	\$ 0.021093	\$7.07
Transmission Cost Recov Factor	335 kWh @	\$ 0.01162	\$3.89
Distribution Cost Recovery	335 kWh @	\$ 0.011684	\$3.91
Transition Charge (TC3)	335 kWh @	\$ 0.009501	\$3.18
Storm Recovery Charge	335 kWh @	\$ 0.00157	\$0.53
Storm Recovery Tax Credit	335 kWh @	\$ 0.000085	\$0.03 CR
Regulatory Asset Recovery	335 kWh @	\$ 0.000171	\$0.06
Energy Efficiency	335 kWh @	\$ 0.000852	\$0.29
TEEEF	335 kWh @	\$ 0.00181	\$0.61
PUC Assessment			\$0.04

Total Distribution Charges \$25.34

TOTAL CHARGES FOR ESI ID \$41.02



Customer Name: MATAGORDA COUNTY
 Account Number: 100064844327
 Invoice Number: 052003542710
 Invoice Date: 10/07/2023

ESI ID Detail: 613

Service Address: 772 LAUREL SEASONAL METER MATAGORDA, TX 77457
 Product: Fixed Price

ESI ID: 10032789417127397

Meter ID	Days	Read Type	Previous Read Date	Previous Meter Read	Current Read Date	Current Meter Read	Multiplier	Usage (kWh)	Actual kW/kVA	Billed kW/kVA
148896249	32	Actual	08/18/2023	✓ 3,722	09/18/2023	4,316	1.00	594	4	0
TOTAL								594	4	0

Electric Service Commercial

Service Period: 08/18/2023 to 09/18/2023 ✓

TXU Energy Fixed Price

Base Usage	594 kWh @	\$ 0.0377995	\$22.45
Other Charges			\$1.07
Market Securitization (Debt) Financing			\$0.23
Other ERCOT Incremental AS Charges			\$4.01
PUC Assessment			\$0.05

Total Commercial Charges \$27.81

Electric Service Distribution

Service Period: 08/18/2023 to 09/18/2023

Base Charge			\$1.40
Meter Charge			\$4.39
Distribution System Charge	594 kWh @	\$ 0.021093	\$12.53
Transmission Cost Recov Factor	594 kWh @	\$ 0.01162	\$6.90
Distribution Cost Recovery	594 kWh @	\$ 0.011684	\$6.94
Transition Charge (TC3)	594 kWh @	\$ 0.009501	\$5.64
Storm Recovery Charge	594 kWh @	\$ 0.00157	\$0.93
Storm Recovery Tax Credit	594 kWh @	\$ 0.000085	\$0.05 CR
Regulatory Asset Recovery	594 kWh @	\$ 0.000171	\$0.10
Energy Efficiency	594 kWh @	\$ 0.000852	\$0.51
TEEEF	594 kWh @	\$ 0.00181	\$1.08
PUC Assessment			\$0.05

Total Distribution Charges \$40.42

TOTAL CHARGES FOR ESI ID \$68.23 ✓

Customer Name: MATAGORDA COUNTY
 Account Number: 100064844327
 Invoice Number: 052003542710
 Invoice Date: 10/07/2023

B13

ESI ID Detail:

Service Address: MAGNOLIA ST ODLT 150HPS MATAGORDA, TX 77457
 Product: Fixed Price

ESI ID: 10032789419199850

Meter ID	Days	Read Type	Previous Read Date	Previous Meter Read	Current Read Date	Current Meter Read	Multiplier	Usage (kWh)	Actual kW/kVA	Billed kW/kVA
7006973193SD	32	Actual	08/18/2023	0	09/18/2023	✓ 57	1.00	57	-	-
TOTAL								57	0	0

Electric Service Commercial

Service Period: 08/18/2023 to 09/18/2023 ✓

TXU Energy Fixed Price

Base Usage	57 kWh @	\$ 0.0377995	\$2.15
Other Charges			\$0.04
Market Securitization (Debt) Financing			\$0.02
Other ERCOT Incremental AS Charges			\$0.10

Total Commercial Charges \$2.31

Electric Service Distribution

Service Period: 08/18/2023 to 09/18/2023

Outdoor Lighting - Facilities			\$4.51
Distribution System Charge	57 kWh @	\$ 0.0210526	\$1.20
Transmission Cost Recov Factor	57 kWh @	\$ 0.0115789	\$0.66
Distribution Cost Recovery	57 kWh @	\$ 0.0117544	\$0.67
Transition Charge (TC3)	57 kWh @	\$ 0.0094737	\$0.54
Storm Recovery Charge	57 kWh @	\$ 0.0098246	\$0.56
Storm Recovery Tax Credit	57 kWh @	\$ 0.0005263	\$0.03 CR
Regulatory Asset Recovery	57 kWh @	\$ 0.0003509	\$0.02
TEEEF	57 kWh @	\$ 0.0017544	\$0.10
PUC Assessment			\$0.01

Total Distribution Charges \$8.24

TOTAL CHARGES FOR ESI ID \$10.55 ✓

DS1 00072051



Customer Name: MATAGORDA COUNTY
 Account Number: 100064844327
 Invoice Number: 052003542710
 Invoice Date: 10/07/2023

613

ESI ID Detail:

Service Address: 487 MAGNOLIA ST UNIT COUNTY MATAGORDA, TX 77457
 Product: Fixed Price

ESI ID: 10032789414370120

Meter ID	Days	Read Type	Previous Read Date	Previous Meter Read	Current Read Date	Current Meter Read	Multiplier	Usage (kWh)	Actual kW/kVA	Billed kW/kVA
122332798	32	Actual	08/18/2023	✓ 137,263	09/18/2023	139,899	1.00	2,636	9	0
TOTAL								2,636	9	0

Electric Service Commercial

Service Period: 08/18/2023 to 09/18/2023 ✓

TXU Energy Fixed Price

Base Usage	2,636 kWh @	\$ 0.0377995	\$99.64
Other Charges			\$4.75
Market Securitization (Debt) Financing			\$1.04
Other ERCOT Incremental AS Charges			\$17.81
PUC Assessment			\$0.21

Total Commercial Charges \$123.45

Electric Service Distribution

Service Period: 08/18/2023 to 09/18/2023

Base Charge			\$1.40
Meter Charge			\$4.39
Distribution System Charge	2,636 kWh @	\$ 0.021093	\$55.60
Transmission Cost Recov Factor	2,636 kWh @	\$ 0.01162	\$30.63
Distribution Cost Recovery	2,636 kWh @	\$ 0.011684	\$30.80
Transition Charge (TC3)	2,636 kWh @	\$ 0.009501	\$25.04
Storm Recovery Charge	2,636 kWh @	\$ 0.00157	\$4.14
Storm Recovery Tax Credit	2,636 kWh @	\$ 0.000085	\$0.22 CR
Regulatory Asset Recovery	2,636 kWh @	\$ 0.000171	\$0.45
Energy Efficiency	2,636 kWh @	\$ 0.000852	\$2.25
TEEEF	2,636 kWh @	\$ 0.00181	\$4.77
PUC Assessment			\$0.21

Total Distribution Charges \$159.46

TOTAL CHARGES FOR ESI ID \$282.91 ✓

Customer Name: MATAGORDA COUNTY
 Account Number: 100064844327
 Invoice Number: 052003542710
 Invoice Date: 10/07/2023

613

ESI ID Detail:

Service Address:

637 MARKET ST UNIT FIRESTA MATAGORDA, TX 77457

ESI ID: 10032789446568110

Product:

Fixed Price

Meter ID	Days	Read Type	Previous Read Date	Previous Meter Read	Current Read Date	Current Meter Read	Multiplier	Usage (kWh)	Actual kW/kVA	Billed kW/kVA
122330875	32	Actual	08/18/2023	✓ 165,756	09/18/2023	167,720	1.00	1,964	18	18
TOTAL								1,964	18	18

Electric Service Commercial

Service Period: 08/18/2023 to 09/18/2023 ✓

TXU Energy Fixed Price

Base Usage	1,964 kWh @	\$ 0.0377995	\$74.24
Other Charges			\$3.54
Market Securitization (Debt) Financing			\$0.77
Other ERCOT Incremental AS Charges			\$13.27
PUC Assessment			\$0.15

Total Commercial Charges	\$91.97
---------------------------------	----------------

Electric Service Distribution

Service Period: 08/18/2023 to 09/18/2023

Base Charge			\$2.02
Meter Charge			\$12.67
Distribution System Charge	18.3 kW @	\$ 4.869	\$89.10
Transmission Cost Recov Factor	18.3 kW @	\$ 4.085247	\$74.76
Distribution Cost Recovery	18.3 kW @	\$ 1.256093	\$22.99
Transition Charge (TC3)	1,964 kWh @	\$ 0.009501	\$18.66
Storm Recovery Charge	18.4 kW @	\$ 0.314425	\$5.79
Storm Recovery Tax Credit	18.4 kW @	\$ 0.016068	\$0.30 CR
Regulatory Asset Recovery	18.3 kW @	\$ 0.052535	\$0.96
Energy Efficiency	1,964 kWh @	\$ 0.000958	\$1.88
TEEEF	18.3 kW @	\$ 0.1949	\$3.57
PUC Assessment			\$0.34

Total Distribution Charges	\$232.44
-----------------------------------	-----------------

TOTAL CHARGES FOR ESI ID	\$324.41 ✓
---------------------------------	-------------------





Customer Name: MATAGORDA COUNTY
 Account Number: 100064844327
 Invoice Number: 052003542710
 Invoice Date: 10/07/2023

ESI ID Detail:

662

Service Address:

2 RIVER BEND ODLT 400HPS MATAGORDA, TX 77457

ESI ID: 10032789432664941

Product:

Fixed Price

Meter ID	Days	Read Type	Previous Read Date	Previous Meter Read	Current Read Date	Current Meter Read	Multiplier	Usage (kWh)	Actual kW/kVA	Billed kW/kVA
7006992918SD	32	Actual	08/18/2023	0	09/18/2023	✓ 155	1.00	155	-	-
TOTAL								155	0	0

Electric Service Commercial

Service Period: 08/18/2023 to 09/18/2023 ✓

TXU Energy Fixed Price

Base Usage	155 kWh @	\$ 0.0377995	\$5.86
Other Charges			\$0.10
Market Securitization (Debt) Financing			\$0.06
Other ERCOT Incremental AS Charges			\$0.27
PUC Assessment			\$0.01

Total Commercial Charges	\$6.30
---------------------------------	---------------

Electric Service Distribution

Service Period: 08/18/2023 to 09/18/2023

Outdoor Lighting - Facilities			\$5.26
Distribution System Charge	155 kWh @	\$ 0.0210968	\$3.27
Transmission Cost Recov Factor	155 kWh @	\$ 0.0116129	\$1.80
Distribution Cost Recovery	155 kWh @	\$ 0.0116774	\$1.81
Transition Charge (TC3)	155 kWh @	\$ 0.0094839	\$1.47
Storm Recovery Charge	155 kWh @	\$ 0.0098065	\$1.52
Storm Recovery Tax Credit	155 kWh @	\$ 0.0005161	\$0.08 CR
Regulatory Asset Recovery	155 kWh @	\$ 0.0002581	\$0.04
TEEEF	155 kWh @	\$ 0.0018065	\$0.28
PUC Assessment			\$0.02

Total Distribution Charges	\$15.39
-----------------------------------	----------------

TOTAL CHARGES FOR ESI ID	\$21.69 ✓
---------------------------------	------------------

Customer Name: MATAGORDA COUNTY
 Account Number: 100064844327
 Invoice Number: 052003542710
 Invoice Date: 10/07/2023

ESI ID Detail:

615

Service Address:

HIGHWAY 111 ODL MIDFIELD, TX 77458

ESI ID: 10032789492176731

Product:

Fixed Price

Meter ID	Days	Read Type	Previous Read Date	Previous Meter Read	Current Read Date	Current Meter Read	Multiplier	Usage (kWh)	Actual kW/kVA	Billed kW/kVA
7007147859SD	32	Actual	08/04/2023	0	09/04/2023	✓ 104	1.00	104	-	-
TOTAL								104	0	0

Electric Service Commercial

Service Period: 08/04/2023 to 09/04/2023 ✓

TXU Energy Fixed Price

Base Usage	104 kWh @	\$ 0.0377995	\$3.93
Other Charges			\$0.07
Market Securitization (Debt) Financing			\$0.04
Other ERCOT Incremental AS Charges			\$0.24
PUC Assessment			\$0.01

Total Commercial Charges	\$4.29
---------------------------------	---------------

Electric Service Distribution

Service Period: 08/04/2023 to 09/04/2023

Outdoor Lighting - Facilities			\$4.98
Distribution System Charge	104 kWh @	\$ 0.0210577	\$2.19
Transmission Cost Recov Factor	104 kWh @	\$ 0.0116346	\$1.21
Distribution Cost Recovery	104 kWh @	\$ 0.0117308	\$1.22
Transition Charge (TC3)	104 kWh @	\$ 0.0095192	\$0.99
Storm Recovery Charge	104 kWh @	\$ 0.0098077	\$1.02
Storm Recovery Tax Credit	104 kWh @	\$ 0.0004808	\$0.05 CR
Regulatory Asset Recovery	104 kWh @	\$ 0.0002885	\$0.03
TEEEF	104 kWh @	\$ 0.0018269	\$0.19
PUC Assessment			\$0.02

Total Distribution Charges	\$11.80
-----------------------------------	----------------

TOTAL CHARGES FOR ESI ID	\$16.09 ✓
---------------------------------	------------------





Customer Name: MATAGORDA COUNTY
 Account Number: 100064844327
 Invoice Number: 052003542710
 Invoice Date: 10/07/2023

ESI ID Detail:

615

Service Address:

110 JUNETTA AVE MIDFIELD, TX 77458

ESI ID: 10032789459047060

Product:

Fixed Price

Meter ID	Days	Read Type	Previous Read Date	Previous Meter Read	Current Read Date	Current Meter Read	Multiplier	Usage (kWh)	Actual kW/kVA	Billed kW/kVA
157104699	32	Actual	08/04/2023	✓ 10,960	09/04/2023	11,447	1.00	487	14	14
TOTAL								487	14	14

Electric Service Commercial

Service Period: 08/04/2023 to 09/04/2023 ✓

TXU Energy Fixed Price

Base Usage	487 kWh @	\$ 0.0377995	\$18.41
Other Charges - June Anc Serv			\$0.01
Other Charges			\$0.91
Market Securitization (Debt) Financing			\$0.21
Other ERCOT Incremental AS Charges			\$4.51
PUC Assessment			\$0.04

Total Commercial Charges \$24.09

Electric Service Distribution

Service Period: 08/04/2023 to 09/04/2023

Base Charge			\$2.02
Meter Charge			\$12.67
Distribution System Charge	13.9 kW @	\$ 4.869	\$67.68
Transmission Cost Recov Factor	13.9 kW @	\$ 4.085247	\$56.78
Distribution Cost Recovery	13.9 kW @	\$ 1.256093	\$17.46
Transition Charge (TC3)	487 kWh @	\$ 0.009501	\$4.63
Storm Recovery Charge	18.2 kW @	\$ 0.314425	\$5.72
Storm Recovery Tax Credit	18.2 kW @	\$ 0.016068	\$0.29 CR
Regulatory Asset Recovery	13.9 kW @	\$ 0.052535	\$0.73
Energy Efficiency	487 kWh @	\$ 0.000958	\$0.47
TEEEF	18.2 kW @	\$ 0.1949	\$3.55
PUC Assessment			\$0.26

Total Distribution Charges \$171.68

TOTAL CHARGES FOR ESI ID \$195.77 ✓

Customer Name: MATAGORDA COUNTY
 Account Number: 100064844327
 Invoice Number: 052003542710
 Invoice Date: 10/07/2023

ESI ID Detail: 615

Service Address: 110 JUNETTA ODLT 150HPS AL MIDFIELD, TX 77458
 Product: Fixed Price

ESI ID: 10032789459047061

Meter ID	Days	Read Type	Previous Read Date	Previous Meter Read	Current Read Date	Current Meter Read	Multiplier	Usage (kWh)	Actual kW/kVA	Billed kW/kVA
7007074246SD	32	Actual	08/04/2023	0	09/04/2023	✓ 57	1.00	57		-
TOTAL								57	0	0

Electric Service Commercial

Service Period: 08/04/2023 to 09/04/2023 ✓

TXU Energy Fixed Price

Base Usage	57 kWh @	\$ 0.0377995	\$2.16
Other Charges			\$0.04
Market Securitization (Debt) Financing			\$0.02
Other ERCOT Incremental AS Charges			\$0.13

Total Commercial Charges \$2.35

Electric Service Distribution

Service Period: 08/04/2023 to 09/04/2023

Outdoor Lighting - Facilities			\$4.51
Distribution System Charge	57 kWh @	\$ 0.0210526	\$1.20
Transmission Cost Recov Factor	57 kWh @	\$ 0.0115789	\$0.66
Distribution Cost Recovery	57 kWh @	\$ 0.0117544	\$0.67
Transition Charge (TC3)	57 kWh @	\$ 0.0094737	\$0.54
Storm Recovery Charge	57 kWh @	\$ 0.0098246	\$0.56
Storm Recovery Tax Credit	57 kWh @	\$ 0.0005263	\$0.03 CR
Regulatory Asset Recovery	57 kWh @	\$ 0.0003509	\$0.02
TEEEF	57 kWh @	\$ 0.0017544	\$0.10
PUC Assessment			\$0.01

Total Distribution Charges \$8.24

TOTAL CHARGES FOR ESI ID \$10.59 ✓

DST 00072061





Customer Name: MATAGORDA COUNTY
 Account Number: 100064844327
 Invoice Number: 052003542710
 Invoice Date: 10/07/2023

ESI ID Detail:

615

Service Address:

RAWLS ODL MIDFIELD, TX 77458

ESI ID: 10032789461418841

Product:

Fixed Price

Meter ID	Days	Read Type	Previous Read Date	Previous Meter Read	Current Read Date	Current Meter Read	Multiplier	Usage (kWh)	Actual kW/kVA	Billed kW/kVA
7007068113SD	32	Actual	08/04/2023	0	09/04/2023	104	1.00	104	-	-
TOTAL								104	0	0

Electric Service Commercial

Service Period: 08/04/2023 to 09/04/2023 ✓

TXU Energy Fixed Price

Base Usage	104 kWh @	\$ 0.0377995	\$3.93
Other Charges			\$0.07
Market Securitization (Debt) Financing			\$0.04
Other ERCOT Incremental AS Charges			\$0.24
PUC Assessment			\$0.01

Total Commercial Charges	\$4.29
---------------------------------	---------------

Electric Service Distribution

Service Period: 08/04/2023 to 09/04/2023

Outdoor Lighting - Facilities			\$4.98
Distribution System Charge	104 kWh @	\$ 0.0210577	\$2.19
Transmission Cost Recov Factor	104 kWh @	\$ 0.0116346	\$1.21
Distribution Cost Recovery	104 kWh @	\$ 0.0117308	\$1.22
Transition Charge (TC3)	104 kWh @	\$ 0.0025	\$0.26
Storm Recovery Charge	104 kWh @	\$ 0.0098077	\$1.02
Storm Recovery Tax Credit	104 kWh @	\$ 0.0004808	\$0.05 CR
Regulatory Asset Recovery	104 kWh @	\$ 0.0002885	\$0.03
TEEEF	104 kWh @	\$ 0.0018269	\$0.19
PUC Assessment			\$0.02

Total Distribution Charges	\$11.07
-----------------------------------	----------------

TOTAL CHARGES FOR ESI ID	\$15.36 ✓
---------------------------------	------------------

Customer Name: MATAGORDA COUNTY
 Account Number: 100064844327
 Invoice Number: 052003542710
 Invoice Date: 10/07/2023

ESI ID Detail:

615

Service Address:

RAWLS UNIT FIRESTA MIDFIELD, TX 77458

ESI ID: 10032789433412700

Product:

Fixed Price

Meter ID	Days	Read Type	Previous Read Date	Previous Meter Read	Current Read Date	Current Meter Read	Multiplier	Usage (kWh)	Actual kW/kVA	Billed kW/kVA
136592656	32	Actual	08/04/2023	✓ 165,219	09/04/2023	171,079	1.00	5,860	11	11
TOTAL								5,860	11	11

Electric Service Commercial

Service Period: 08/04/2023 to 09/04/2023 ✓

TXU Energy Fixed Price

Base Usage	5,860 kWh @	\$ 0.0377995	\$221.51
Other Charges - June Anc Serv			\$0.11
Other Charges			\$10.94
Market Securitization (Debt) Financing			\$2.57
Other ERCOT Incremental AS Charges			\$54.24
PUC Assessment			\$0.48

Total Commercial Charges \$289.85

Electric Service Distribution

Service Period: 08/04/2023 to 09/04/2023

Base Charge			\$2.02
Meter Charge			\$12.67
Distribution System Charge	11.1 kW @	\$ 4.869	\$54.05
Transmission Cost Recov Factor	11.1 kW @	\$ 4.085247	\$45.35
Distribution Cost Recovery	11.1 kW @	\$ 1.256093	\$13.94
Transition Charge (TC3)	5,860 kWh @	\$ 0.009501	\$55.68
Storm Recovery Charge	17.3 kW @	\$ 0.314425	\$5.44
Storm Recovery Tax Credit	17.3 kW @	\$ 0.016068	\$0.28 CR
Regulatory Asset Recovery	11.1 kW @	\$ 0.052535	\$0.58
Energy Efficiency	5,860 kWh @	\$ 0.000958	\$5.61
TEEEF	17.3 kW @	\$ 0.1949	\$3.37
PUC Assessment			\$0.22

Total Distribution Charges \$198.65

TOTAL CHARGES FOR ESI ID \$488.50

DS1 UN07/2021





Customer Name: MATAGORDA COUNTY
 Account Number: 100064844327
 Invoice Number: 052003542710
 Invoice Date: 10/07/2023

ESI ID Detail:

615

Service Address:

955 STREETLIGHT STLG 1000HPS MIDFIELD, TX 77458

ESI ID: 10032789441468646

Product:

Fixed Price

Meter ID	Days	Read Type	Previous Read Date	Previous Meter Read	Current Read Date	Current Meter Read	Multiplier	Usage (kWh)	Actual kW/kVA	Billed kW/kVA
7005524968SD	30	Actual	08/28/2023	0	09/26/2023	✓ 367	1.00	367	-	-
TOTAL								367	0	0

Electric Service Commercial

Service Period: 08/28/2023 to 09/26/2023 ✓

TXU Energy Fixed Price

Base Usage	367 kWh @	\$ 0.0377995	\$13.87
Other Charges			\$0.07
Market Securitization (Debt) Financing			\$0.14
Other ERCOT Incremental AS Charges			\$0.22
PUC Assessment			\$0.02

Total Commercial Charges \$14.32

Electric Service Distribution

Service Period: 08/28/2023 to 09/26/2023

Base Charge			\$1.40
Street Lighting - Facilities			\$7.02
Distribution System Charge	367 kWh @	\$ 0.0210899	\$7.74
Transmission Cost Recov Factor	367 kWh @	\$ 0.0116076	\$4.26
Distribution Cost Recovery	367 kWh @	\$ 0.0116894	\$4.29
Transition Charge (TC3)	367 kWh @	\$ 0.0044414	\$1.63
Storm Recovery Charge	367 kWh @	\$ 0.009782	\$3.59
Storm Recovery Tax Credit	367 kWh @	\$ 0.0004905	\$0.18 CR
Regulatory Asset Recovery	367 kWh @	\$ 0.0002725	\$0.10
TEEEF	367 kWh @	\$ 0.0017984	\$0.66
PUC Assessment			\$0.04

Total Distribution Charges \$30.55

TOTAL CHARGES FOR ESI ID \$44.87 ✓

000000 21 1/25

Customer Name: MATAGORDA COUNTY
 Account Number: 100064844327
 Invoice Number: 052003542710
 Invoice Date: 10/07/2023

ESI ID Detail:

512

Service Address:

405 COMMERCE ST PALACIOS, TX 77465-5468

ESI ID: 10032789440808411

Product:

Fixed Price

Meter ID	Days	Read Type	Previous Read Date	Previous Meter Read	Current Read Date	Current Meter Read	Multiplier	Usage (kWh)	Actual kW/kVA	Billed kW/kVA
119430885	30	Actual	08/22/2023	✓ 691,581	09/20/2023	696,064	1.00	4,483	14	14
TOTAL								4,483	14	14

Electric Service Commercial

Service Period: 08/22/2023 to 09/20/2023
 TXU Energy Fixed Price ✓

Base Usage	4,483 kWh @	\$ 0.0377995	\$169.46
Other Charges			\$8.38
Market Securitization (Debt) Financing			\$1.77
Other ERCOT Incremental AS Charges			\$30.64
PUC Assessment			\$0.35
Gross Receipts Reimb			\$2.27

Total Commercial Charges \$212.87

Electric Service Distribution

Service Period: 08/22/2023 to 09/20/2023

Base Charge			\$2.02
Meter Charge			\$12.67
Distribution System Charge	14.3 kW @	\$ 4.869	\$69.63
Transmission Cost Recov Factor	14.3 kW @	\$ 4.085247	\$58.42
Distribution Cost Recovery	14.3 kW @	\$ 1.256093	\$17.96
Transition Charge (TC3)	4,483 kWh @	\$ 0.009501	\$42.59
Storm Recovery Charge	14.3 kW @	\$ 0.314425	\$4.50
Storm Recovery Tax Credit	14.3 kW @	\$ 0.016068	\$0.23 CR
Regulatory Asset Recovery	14.3 kW @	\$ 0.052535	\$0.75
Energy Efficiency	4,483 kWh @	\$ 0.000958	\$4.29
TEEEF	14.3 kW @	\$ 0.1949	\$2.79
PUC Assessment			\$0.28
Gross Receipts Reimb			\$1.79

Total Distribution Charges \$217.46

TOTAL CHARGES FOR ESI ID \$430.33 ✓

per Kristen 9-13-23 @ 2:35 continue to charge to
 Dept 512 - charge 2024 to JP#3

DST 00072061





Customer Name: MATAGORDA COUNTY
 Account Number: 100064844327
 Invoice Number: 052003542710
 Invoice Date: 10/07/2023

This is your final bill for this service location.

ESI ID Detail:

660

Service Address: FM 521 ODLT 400HPS PALACIOS, TX 77465

ESI ID: 10032789465240600

Product: Fixed Price

Meter ID	Days	Read Type	Previous Read Date	Previous Meter Read	Current Read Date	Current Meter Read	Multiplier	Usage (kWh)	Actual kW/kVA	Billed kW/kVA
7005661310SD	9	Actual	09/13/2023	0	09/21/2023	48	1.00	48	-	-
TOTAL								48	0	0

Electric Service Commercial

Service Period: 09/13/2023 to 09/21/2023 ✓

TXU Energy Fixed Price

Base Usage	48 kWh @	\$ 0.0377995	\$1.81
Market Securitization (Debt) Financing			\$0.02
Other ERCOT Incremental AS Charges			\$0.01

Total Commercial Charges **\$1.84**

Electric Service Distribution

Service Period: 09/13/2023 to 09/21/2023

Outdoor Lighting - Facilities			\$1.63
Distribution System Charge	48 kWh @	\$ 0.0210417	\$1.01
Transmission Cost Recov Factor	48 kWh @	\$ 0.0116667	\$0.56
Distribution Cost Recovery	48 kWh @	\$ 0.0116667	\$0.56
Transition Charge (TC3)	48 kWh @	\$ 0.0095833	\$0.46
Storm Recovery Charge	48 kWh @	\$ 0.0097917	\$0.47
Storm Recovery Tax Credit	48 kWh @	\$ 0.0004167	\$0.02 CR
Regulatory Asset Recovery	48 kWh @	\$ 0.0002083	\$0.01
TEEF	48 kWh @	\$ 0.001875	\$0.09
PUC Assessment			\$0.01

Total Distribution Charges **\$4.78**

4.78 +

1.84 +

✓ 6.626 +

Final Bill

Customer Name: MATAGORDA COUNTY
 Account Number: 100064844327
 Invoice Number: 052003542710
 Invoice Date: 10/07/2023

ESI ID Detail:

660

Service Address:

FM 521 ODLT 400HPS PALACIOS, TX 77465

ESI ID: 10032789465240600

Product:

Fixed Price

Meter ID	Days	Read Type	Previous Read Date	Previous Meter Read	Current Read Date	Current Meter Read	Multiplier	Usage (kWh)	Actual kW/kVA	Billed kW/kVA
7005661310SD	30	Actual	08/14/2023	0	09/12/2023	155	1.00	155	-	-
TOTAL								155	0	0

Electric Service Commercial

Service Period: 08/14/2023 to 09/12/2023 ✓

TXU Energy Fixed Price

Base Usage	155 kWh @	\$ 0.0377995	\$5.86
Other Charges			\$0.11
Market Securitization (Debt) Financing			\$0.06
Other ERCOT Incremental AS Charges			\$0.35
PUC Assessment			\$0.01

Total Commercial Charges	\$6.39
---------------------------------	---------------

Electric Service Distribution

Service Period: 08/14/2023 to 09/12/2023

Outdoor Lighting - Facilities			\$5.26
Distribution System Charge	155 kWh @	\$ 0.0210968	\$3.27
Transmission Cost Recov Factor	155 kWh @	\$ 0.0116129	\$1.80
Distribution Cost Recovery	155 kWh @	\$ 0.0116774	\$1.81
Transition Charge (TC3)	155 kWh @	\$ 0.0094839	\$1.47
Storm Recovery Charge	155 kWh @	\$ 0.0098065	\$1.52
Storm Recovery Tax Credit	155 kWh @	\$ 0.0005161	\$0.08 CR
Regulatory Asset Recovery	155 kWh @	\$ 0.0002581	\$0.04
TEEF	155 kWh @	\$ 0.0018065	\$0.28
PUC Assessment			\$0.02

Total Distribution Charges

TOTAL CHARGES FOR ESI ID

6.39 +
 15.39 + **\$15.39**
 21.78 G+
 6.62 +
 21.78 +
 ✓ 28.40 G+

US1 00072061



Customer Name: MATAGORDA COUNTY
 Account Number: 100064844327
 Invoice Number: 052003542710
 Invoice Date: 10/07/2023

614

ESI ID Detail:

Service Address: 25000 STATE HIGHWAY 35 S PALACIOS, TX 77465-1920
 Product: Fixed Price

ESI ID: 10032789474945242

Meter ID	Days	Read Type	Previous Read Date	Previous Meter Read	Current Read Date	Current Meter Read	Multiplier	Usage (kWh)	Actual kW/kVA	Billed kW/kVA
7005712552SD	32	Actual	08/11/2023	0	09/11/2023	✓ 620	1.00	620	-	-
TOTAL								620	0	0

Electric Service Commercial

Service Period: 08/11/2023 to 09/11/2023 ✓
 TXU Energy Fixed Price

Base Usage	620 kWh @	\$ 0.0377995	\$23.44
Other Charges			\$0.44
Market Securitization (Debt) Financing			\$0.24
Other ERCOT Incremental AS Charges			\$1.35
PUC Assessment			\$0.04

Total Commercial Charges \$25.51

Electric Service Distribution

Service Period: 08/11/2023 to 09/11/2023

Outdoor Lighting - Facilities			\$21.04
Distribution System Charge	620 kWh @	\$ 0.0210968	\$13.08
Transmission Cost Recov Factor	620 kWh @	\$ 0.0116129	\$7.20
Distribution Cost Recovery	620 kWh @	\$ 0.0116774	\$7.24
Transition Charge (TC3)	620 kWh @	\$ 0.0095	\$5.89
Storm Recovery Charge	620 kWh @	\$ 0.0097742	\$6.06
Storm Recovery Tax Credit	620 kWh @	\$ 0.0005	\$0.31 CR
Regulatory Asset Recovery	620 kWh @	\$ 0.0002742	\$0.17
TEEEF	620 kWh @	\$ 0.0018065	\$1.12
PUC Assessment			\$0.08

Total Distribution Charges \$61.57

TOTAL CHARGES FOR ESI ID \$87.08 ✓

Customer Name: MATAGORDA COUNTY
 Account Number: 100064844327
 Invoice Number: 052003542710
 Invoice Date: 10/07/2023

614

ESI ID Detail:

Service Address:

25000 STATE HIGHWAY 35 S UNIT OFFIC PALACIOS, TX 77465-1920

ESI ID: 10032789453394875

Product:

Fixed Price

Meter ID	Days	Read Type	Previous Read Date	Previous Meter Read	Current Read Date	Current Meter Read	Multiplier	Usage (kWh)	Actual kW/kVA	Billed kW/kVA
120730531	32	Actual	08/11/2023	✓ 133,362	09/11/2023	134,824	1.00	1,462	6	0
TOTAL								1,462	6	0

Electric Service Commercial

Service Period: 08/11/2023 to 09/11/2023 ✓

TXU Energy Fixed Price

Base Usage	1,462 kWh @	\$ 0.0377995	\$55.26
Other Charges			\$2.84
Market Securitization (Debt) Financing			\$0.58
Other ERCOT Incremental AS Charges			\$12.73
PUC Assessment			\$0.12

Total Commercial Charges \$71.53

Electric Service Distribution

Service Period: 08/11/2023 to 09/11/2023

Base Charge			\$1.40
Meter Charge			\$4.39
Distribution System Charge	1,462 kWh @	\$ 0.021093	\$30.84
Transmission Cost Recov Factor	1,462 kWh @	\$ 0.01162	\$16.99
Distribution Cost Recovery	1,462 kWh @	\$ 0.011684	\$17.08
Transition Charge (TC3)	1,462 kWh @	\$ 0.009501	\$13.89
Storm Recovery Charge	1,462 kWh @	\$ 0.00157	\$2.30
Storm Recovery Tax Credit	1,462 kWh @	\$ 0.000085	\$0.12 CR
Regulatory Asset Recovery	1,462 kWh @	\$ 0.000171	\$0.25
Energy Efficiency	1,462 kWh @	\$ 0.000852	\$1.25
TEEEF	1,462 kWh @	\$ 0.00181	\$2.65
PUC Assessment			\$0.12

Total Distribution Charges \$91.04

TOTAL CHARGES FOR ESI ID \$162.57 ✓



Customer Name: MATAGORDA COUNTY
 Account Number: 100064844327
 Invoice Number: 052003542710
 Invoice Date: 10/07/2023

614

ESI ID Detail:

Service Address: 25000 STATE HIGHWAY 35 S UNIT P7 PALACIOS, TX 77465-1920
Product: Fixed Price

ESI ID: 10032789474945241

Meter ID	Days	Read Type	Previous Read Date	Previous Meter Read	Current Read Date	Current Meter Read	Multiplier	Usage (kWh)	Actual kW/kVA	Billed kW/kVA
122240914	32	Actual	08/11/2023	✓ 59,337	09/11/2023	59,724	1.00	387	8	0
TOTAL								387	8	0

Electric Service Commercial

Service Period: 08/11/2023 to 09/11/2023 ✓

TXU Energy Fixed Price

Base Usage:	387 kWh @	\$ 0.0377995	\$14.63
Other Charges			\$0.75
Market Securitization (Debt) Financing			\$0.15
Other ERCOT Incremental AS Charges			\$3.37
PUC Assessment			\$0.03

Total Commercial Charges \$18.93

Electric Service Distribution

Service Period: 08/11/2023 to 09/11/2023

Base Charge		\$1.40
Meter Charge		\$4.39
Distribution System Charge	387 kWh @	\$ 0.021093 \$8.16
Transmission Cost Recov Factor	387 kWh @	\$ 0.01162 \$4.50
Distribution Cost Recovery	387 kWh @	\$ 0.011684 \$4.52
Transition Charge (TC3)	387 kWh @	\$ 0.009501 \$3.68
Storm Recovery Charge	387 kWh @	\$ 0.00157 \$0.61
Storm Recovery Tax Credit	387 kWh @	\$ 0.000085 \$0.03 CR
Regulatory Asset Recovery	387 kWh @	\$ 0.000171 \$0.07
Energy Efficiency	387 kWh @	\$ 0.000852 \$0.33
TEEF	387 kWh @	\$ 0.00181 \$0.70
PUC Assessment		\$0.04

Total Distribution Charges \$28.37

TOTAL CHARGES FOR ESI ID \$47.30 ✓

Customer Name: MATAGORDA COUNTY
 Account Number: 100064844327
 Invoice Number: 052003542710
 Invoice Date: 10/07/2023

ESI ID Detail:

612

Service Address:

17817 WOOD PLEDGER, TX 77468-0000

ESI ID: 1008901015815710800100

Product:

Fixed Price

Meter ID	Days	Read Type	Previous Read Date	Previous Meter Read	Current Read Date	Current Meter Read	Multiplier	Usage (kWh)	Actual kW/kVA	Billed kW/kVA
I90851001	32	Actual	08/17/2023	✓ 95,608	09/17/2023	96,276	1.00	668	7	7
TOTAL								668	7	7

Electric Service Commercial

Service Period: 08/17/2023 to 09/17/2023 ✓

TXU Energy Fixed Price

Base Usage	668 kWh @	\$ 0.0377995	\$25.25
Other Charges			\$1.24
Market Securitization (Debt) Financing			\$0.26
Other ERCOT Incremental AS Charges			\$5.03
PUC Assessment			\$0.05

Total Commercial Charges \$31.83

Electric Service Distribution

Service Period: 08/17/2023 to 09/17/2023

Base Charge			\$3.00
Meter Charge			\$7.41
Distribution System Charge	7 kVA @	\$ 4.45	\$31.15
Transmission Cost Recov Factor	7.34 kVA @	\$ 3.862398	\$28.35
Distribution Cost Recovery	7 kVA @	\$ 0.41	\$2.87
Transition Charge (TC5)	668 kWh @	\$ 0.001946	\$1.30
Energy Efficiency	668 kWh @	\$ 0.000973	\$0.65
TEEEF	7 kVA @	\$ 0.681429	\$4.77
PUC Assessment			\$0.12

Total Distribution Charges \$79.62

TOTAL CHARGES FOR ESI ID \$111.45 ✓



Customer Name: MATAGORDA COUNTY
 Account Number: 100064844327
 Invoice Number: 052003542710
 Invoice Date: 10/07/2023

ESI ID Detail:

660

Service Address:

FM 521 STLG RRPK250 WADSWORTH, TX 77483

ESI ID: 10032789412055530

Product:

Fixed Price

Meter ID	Days	Read Type	Previous Read Date	Previous Meter Read	Current Read Date	Current Meter Read	Multiplier	Usage (kWh)	Actual kW/kVA	Billed kW/kVA
7006966354SD	32	Actual	08/18/2023	0	09/18/2023	✓ 312	1.00	312	-	-
TOTAL								312	0	0

Electric Service Commercial

Service Period: 08/18/2023 to 09/18/2023 ✓

TXU Energy Fixed Price

Base Usage	312 kWh @	\$ 0.0377995	\$11.80
Other Charges			\$0.20
Market Securitization (Debt) Financing			\$0.12
Other ERCOT Incremental AS Charges			\$0.55
PUC Assessment			\$0.02

Total Commercial Charges \$12.69

Electric Service Distribution

Service Period: 08/18/2023 to 09/18/2023

Base Charge			\$1.40
Street Lighting - Facilities			\$22.98
Distribution System Charge	312 kWh @	\$ 0.0210897	\$6.58
Transmission Cost Recov Factor	312 kWh @	\$ 0.0116346	\$3.63
Distribution Cost Recovery	312 kWh @	\$ 0.0116987	\$3.65
Transition Charge (TC3)	312 kWh @	\$ 0.0044551	\$1.39
Storm Recovery Charge	312 kWh @	\$ 0.0097756	\$3.05
Storm Recovery Tax Credit	312 kWh @	\$ 0.0004808	\$0.15 CR
Regulatory Asset Recovery	312 kWh @	\$ 0.0002564	\$0.08
TEEEF	312 kWh @	\$ 0.0017949	\$0.56
PUC Assessment			\$0.06

Total Distribution Charges \$43.23

TOTAL CHARGES FOR ESI ID \$55.92 ✓

Customer Name: MATAGORDA COUNTY
 Account Number: 100064844327
 Invoice Number: 052003542710
 Invoice Date: 10/07/2023

ESI ID Detail:

660

Service Address:

2000 FM 521 ODLT 120LED WADSWORTH, TX 77483

ESI ID: 10032789420235651

Product:

Fixed Price

Meter ID	Days	Read Type	Previous Read Date	Previous Meter Read	Current Read Date	Current Meter Read	Multiplier	Usage (kWh)	Actual kW/kVA	Billed kW/kVA
7006991419SD	30	Actual	08/16/2023	0	09/14/2023	92	1.00	92	-	-
TOTAL								92	0	0

Electric Service Commercial

Service Period: 08/16/2023 to 09/14/2023 ✓

TXU Energy Fixed Price - Current Period

Base Usage	92 kWh @	\$ 0.0377995	\$3.48
Other Charges			\$0.07
Market Securitization (Debt) Financing			\$0.04
Other ERCOT Incremental AS Charges			\$0.19
PUC Assessment			\$0.01

Total Commercial Charges \$3.79

Electric Service Distribution

Service Period: 08/16/2023 to 09/14/2023

Outdoor Lighting - Facilities			\$17.92
Distribution System Charge	92 kWh @	\$ 0.021087	\$1.94
Transmission Cost Recov Factor	92 kWh @	\$ 0.0116304	\$1.07
Distribution Cost Recovery	92 kWh @	\$ 0.0116304	\$1.07
Transition Charge (TC3)	92 kWh @	\$ 0.0094565	\$0.87
Storm Recovery Charge	92 kWh @	\$ 0.0097826	\$0.90
Storm Recovery Tax Credit	92 kWh @	\$ 0.0005435	\$0.05 CR
Regulatory Asset Recovery	92 kWh @	\$ 0.0002174	\$0.02
TEEEF	92 kWh @	\$ 0.0018478	\$0.17
PUC Assessment			\$0.04

Total Distribution Charges \$23.95



Customer Name: MATAGORDA COUNTY
 Account Number: 100064844327
 Invoice Number: 052003542710
 Invoice Date: 10/07/2023

ESI ID Detail:

660

Service Address:

2000 FM 521 ODLT 120LED WADSWORTH, TX 77483

ESI ID: 10032789420235651

Product:

Fixed Price

Meter ID	Days	Read Type	Previous Read Date	Previous Meter Read	Current Read Date	Current Meter Read	Multiplier	Usage (kWh)	Actual kW/kVA	Billed kW/kVA
7006991419SD	29	Actual	07/18/2023	0	08/15/2023	92	1.00	92	-	-
TOTAL								92	0	0

Electric Service Commercial

Service Period: 07/18/2023 to 08/15/2023 ✓
 TXU Energy Fixed Price - Corrected From 09/08/2023 Invoice

Base Usage	92 kWh @	\$ 0.0377995	\$3.48
Base Usage	- 310 kWh @	\$ 0.0377995	\$11.72 CR
Other Charges			\$0.04 CR
Market Securitization (Debt) Financing			\$0.09 CR
Other ERCOT Incremental AS Charges			\$0.16 CR
PUC Assessment			\$0.01
PUC Assessment			\$0.02 CR

Total Commercial Charges \$8.54 CR ✓

Electric Service Distribution

Service Period: 07/18/2023 to 08/15/2023

Outdoor Lighting - Facilities			\$10.52 CR
Distribution System Charge	310 kWh @	\$ 0.0210968	\$6.54 CR
Transmission Cost Recov Factor	310 kWh @	\$ 0.0089355	\$2.77 CR
Distribution Cost Recovery	310 kWh @	\$ 0.0082258	\$2.55 CR
Transition Charge (TC3)	310 kWh @	\$ 0.0095161	\$2.95 CR
Storm Recovery Charge	310 kWh @	\$ 0.0087419	\$2.71 CR
Storm Recovery Tax Credit	310 kWh @	\$ 0.0005806	\$0.18
Regulatory Asset Recovery	310 kWh @	\$ 0.0002581	\$0.08 CR
Outdoor Lighting - Facilities			\$17.92
Distribution System Charge	92 kWh @	\$ 0.021087	\$1.94
Transmission Cost Recov Factor	92 kWh @	\$ 0.008913	\$0.82
Distribution Cost Recovery	92 kWh @	\$ 0.0082609	\$0.76
Transition Charge (TC3)	92 kWh @	\$ 0.0094565	\$0.87
Storm Recovery Charge	92 kWh @	\$ 0.0086957	\$0.80
Storm Recovery Tax Credit	92 kWh @	\$ 0.0005435	\$0.05 CR
Regulatory Asset Recovery	92 kWh @	\$ 0.0002174	\$0.02

Total Distribution Charges \$4.86 CR ✓

Customer Name: MATAGORDA COUNTY
 Account Number: 100064844327
 Invoice Number: 052003542710
 Invoice Date: 10/07/2023

ESI ID Detail:

660

Service Address:

2000 FM 521 ODLT 120LED WADSWORTH, TX 77483

ESI ID: 10032789420235651

Product:

Fixed Price

Meter ID	Days	Read Type	Previous Read Date	Previous Meter Read	Current Read Date	Current Meter Read	Multiplier	Usage (kWh)	Actual kW/kVA	Billed kW/kVA
7006991419SD	32	Actual	06/16/2023	0	07/17/2023	92	1.00	92	-	-
TOTAL								92	0	0

Electric Service Commercial

Service Period: 06/16/2023 to 07/17/2023

TXU Energy Fixed Price - Corrected From 08/10/2023 Invoice

Base Usage	92 kWh @	\$ 0.0377995	\$3.48
Base Usage	- 310 kWh @	\$ 0.0377995	\$11.72 CR
Other Charges - May Anc Serv			\$0.15 CR
Other Charges			\$0.03 CR
Market Securitization (Debt) Financing			\$0.11 CR
Other ERCOT Incremental AS Charges			\$0.07 CR
PUC Assessment			\$0.01
PUC Assessment			\$0.02 CR

Total Commercial Charges \$8.61 CR ✓

Electric Service Distribution

Service Period: 06/16/2023 to 07/17/2023

Outdoor Lighting - Facilities			\$10.52 CR
Distribution System Charge	310 kWh @	\$ 0.0210968	\$6.54 CR
Transmission Cost Recov Factor	310 kWh @	\$ 0.0089355	\$2.77 CR
Distribution Cost Recovery	310 kWh @	\$ 0.0082258	\$2.55 CR
Transition Charge (TC3)	310 kWh @	\$ 0.0095161	\$2.95 CR
Storm Recovery Charge	310 kWh @	\$ 0.0087419	\$2.71 CR
Storm Recovery Tax Credit	310 kWh @	\$ 0.0005806	\$0.18
Regulatory Asset Recovery	310 kWh @	\$ 0.0002581	\$0.08 CR
Outdoor Lighting - Facilities			\$17.92
Distribution System Charge	92 kWh @	\$ 0.021087	\$1.94
Transmission Cost Recov Factor	92 kWh @	\$ 0.008913	\$0.82
Distribution Cost Recovery	92 kWh @	\$ 0.0082609	\$0.76
Transition Charge (TC3)	92 kWh @	\$ 0.0094565	\$0.87
Storm Recovery Charge	92 kWh @	\$ 0.0086957	\$0.80
Storm Recovery Tax Credit	92 kWh @	\$ 0.0005435	\$0.05 CR
Regulatory Asset Recovery	92 kWh @	\$ 0.0002174	\$0.02

Total Distribution Charges \$4.86 CR ✓

DST 00072061





Customer Name: MATAGORDA COUNTY
 Account Number: 100064844327
 Invoice Number: 052003542710
 Invoice Date: 10/07/2023

ESI ID Detail:

660

Service Address:

2000 FM 521 ODLT 120LED WADSWORTH, TX 77483

ESI ID: 10032789420235651

Product:

Fixed Price

Meter ID	Days	Read Type	Previous Read Date	Previous Meter Read	Current Read Date	Current Meter Read	Multiplier	Usage (kWh)	Actual kW/kVA	Billed kW/kVA
7006991419SD	30	Actual	05/17/2023	0	06/15/2023	92	1.00	92	-	-
TOTAL								92	0	0

Electric Service Commercial

Service Period: 05/17/2023 to 06/15/2023

TXU Energy Fixed Price - Corrected From 07/12/2023 Invoice

Base Usage	92 kWh @	\$ 0.0377995	\$3.48
Base Usage	- 310 kWh @	\$ 0.0377995	\$11.72 CR
Other Charges - April Anc Serv			\$0.10 CR
Other Charges			\$0.05 CR
Market Securitization (Debt) Financing			\$0.13 CR
Other ERCOT Incremental AS Charges			\$0.02 CR
PUC Assessment			\$0.01
PUC Assessment			\$0.02 CR

Total Commercial Charges \$8.55 CR

Electric Service Distribution

Service Period: 05/17/2023 to 06/15/2023

Outdoor Lighting - Facilities			\$10.52 CR
Distribution System Charge	310 kWh @	\$ 0.0210968	\$6.54 CR
Transmission Cost Recov Factor	310 kWh @	\$ 0.0089355	\$2.77 CR
Distribution Cost Recovery	310 kWh @	\$ 0.0082258	\$2.55 CR
Transition Charge (TC3)	310 kWh @	\$ 0.0095161	\$2.95 CR
Storm Recovery Charge	310 kWh @	\$ 0.0087419	\$2.71 CR
Nuclear Decommission	310 kWh @	\$ 0.0000323	\$0.01 CR
Storm Recovery Tax Credit	310 kWh @	\$ 0.0005806	\$0.18
Regulatory Asset Recovery	310 kWh @	\$ 0.0002581	\$0.08 CR
Outdoor Lighting - Facilities			\$17.92
Distribution System Charge	92 kWh @	\$ 0.021087	\$1.94
Transmission Cost Recov Factor	92 kWh @	\$ 0.008913	\$0.82
Distribution Cost Recovery	92 kWh @	\$ 0.0082609	\$0.76
Transition Charge (TC3)	92 kWh @	\$ 0.0094565	\$0.87
Storm Recovery Charge	92 kWh @	\$ 0.0086957	\$0.80
Storm Recovery Tax Credit	92 kWh @	\$ 0.0005435	\$0.05 CR
Regulatory Asset Recovery	92 kWh @	\$ 0.0002174	\$0.02

Total Distribution Charges \$4.87 CR

Customer Name: MATAGORDA COUNTY
 Account Number: 100064844327
 Invoice Number: 052003542710
 Invoice Date: 10/07/2023

ESI ID Detail:

660

Service Address:

2000 FM 521 ODLT 120LED WADSWORTH, TX 77483

ESI ID: 10032789420235651

Product:

Fixed Price

Meter ID	Days	Read Type	Previous Read Date	Previous Meter Read	Current Read Date	Current Meter Read	Multiplier	Usage (kWh)	Actual kW/kVA	Billed kW/kVA
7006991419SD	29	Actual	04/18/2023	0	05/16/2023	92	1.00	92	-	-
TOTAL								92	0	0

Electric Service Commercial

Service Period: 04/18/2023 to 05/16/2023 ✓

TXU Energy Fixed Price - Corrected From 06/03/2023 Invoice

Base Usage	92 kWh @	\$ 0.0377995	\$3.48
Base Usage	- 310 kWh @	\$ 0.0377995	\$11.72 CR
Other Charges - April Anc Serv			\$0.10
Other Charges - May Anc Serv			\$0.15
Other Charges - March Anc Serv			\$0.13 CR
Market Securitization (Debt) Financing			\$0.15 CR
PUC Assessment			\$0.01
PUC Assessment			\$0.02 CR

Total Commercial Charges \$8.28 CR ✓

Electric Service Distribution

Service Period: 04/18/2023 to 05/16/2023

Outdoor Lighting - Facilities			\$10.52 CR
Distribution System Charge	310 kWh @	\$ 0.0210968	\$6.54 CR
Transmission Cost Recov Factor	310 kWh @	\$ 0.0089355	\$2.77 CR
Distribution Cost Recovery	310 kWh @	\$ 0.0082258	\$2.55 CR
Transition Charge (TC3)	310 kWh @	\$ 0.0095161	\$2.95 CR
Storm Recovery Charge	310 kWh @	\$ 0.0087419	\$2.71 CR
Storm Recovery Tax Credit	310 kWh @	\$ 0.0005806	\$0.18
Regulatory Asset Recovery	310 kWh @	\$ 0.0002581	\$0.08 CR
Outdoor Lighting - Facilities			\$17.92
Distribution System Charge	92 kWh @	\$ 0.021087	\$1.94
Transmission Cost Recov Factor	92 kWh @	\$ 0.008913	\$0.82
Distribution Cost Recovery	92 kWh @	\$ 0.0082609	\$0.76
Transition Charge (TC3)	92 kWh @	\$ 0.0094565	\$0.87
Storm Recovery Charge	92 kWh @	\$ 0.0086957	\$0.80
Storm Recovery Tax Credit	92 kWh @	\$ 0.0005435	\$0.05 CR
Regulatory Asset Recovery	92 kWh @	\$ 0.0002174	\$0.02

Total Distribution Charges \$4.86 CR ✓



Customer Name: MATAGORDA COUNTY
 Account Number: 100064844327
 Invoice Number: 052003542710
 Invoice Date: 10/07/2023

ESI ID Detail:

660

Service Address:

2000 FM 521 ODLT 120LED WADSWORTH, TX 77483

ESI ID: 10032789420235651

Product:

Fixed Price

Meter ID	Days	Read Type	Previous Read Date	Previous Meter Read	Current Read Date	Current Meter Read	Multiplier	Usage (kWh)	Actual kW/kVA	Billed kW/kVA
7006991419SD	32	Actual	03/17/2023	0	04/17/2023	92	1.00	92	-	-
TOTAL								92	0	0

Electric Service Commercial

Service Period: 03/17/2023 to 04/17/2023 ✓

TXU Energy Fixed Price - Corrected From 05/04/2023 Invoice

Base Usage	92 kWh @	\$ 0.0377995	\$3.48
Base Usage	- 310 kWh @	\$ 0.0377995	\$11.72 CR
Other Charges - February Anc Serv			\$0.05
Other Charges - March Anc Serv			\$0.13
Other Charges - February Anc Serv			\$0.05 CR
Market Securitization (Debt) Financing			\$0.15 CR
Other ERCOT Incremental AS Charges			\$0.04 CR
PUC Assessment			\$0.01
PUC Assessment			\$0.02 CR

Total Commercial Charges **\$8.31 CR** ✓

Electric Service Distribution

Service Period: 03/17/2023 to 04/17/2023

Outdoor Lighting - Facilities			\$10.52 CR
Distribution System Charge	310 kWh @	\$ 0.0210968	\$6.54 CR
Transmission Cost Recov Factor	310 kWh @	\$ 0.0089355	\$2.77 CR
Distribution Cost Recovery	310 kWh @	\$ 0.0082258	\$2.55 CR
Transition Charge (TC3)	310 kWh @	\$ 0.0095161	\$2.95 CR
Storm Recovery Charge	310 kWh @	\$ 0.0087419	\$2.71 CR
Storm Recovery Tax Credit	310 kWh @	\$ 0.0005806	\$0.18
Regulatory Asset Recovery	310 kWh @	\$ 0.0002581	\$0.08 CR
Outdoor Lighting - Facilities			\$17.92
Distribution System Charge	92 kWh @	\$ 0.021087	\$1.94
Transmission Cost Recov Factor	27.74 +	92 kWh @ \$ 0.008913	\$0.82
Distribution Cost Recovery	13.40 -	92 kWh @ \$ 0.0082609	\$0.76
Transition Charge (TC3)	13.47 -	92 kWh @ \$ 0.0094565	\$0.87
Storm Recovery Charge		92 kWh @ \$ 0.0086957	\$0.80
Storm Recovery Tax Credit	13.42 -	92 kWh @ \$ 0.0005435	\$0.05 CR
Regulatory Asset Recovery	13.14 -	92 kWh @ \$ 0.0002174	\$0.02
	13.17 -		

Total Distribution Charges **\$4.86 CR** ✓

TOTAL CHARGES FOR ESI ID **\$38.86 CR** ✓

Adjusted Period 38.866+

Customer Name: MATAGORDA COUNTY
 Account Number: 100064844327
 Invoice Number: 052003542710
 Invoice Date: 10/07/2023

ESI ID Detail:

660

Service Address:

2001 FM 521 ODLT 400HPS UNIT RR PARK WADSWORTH, TX 77483

ESI ID: 10032789420235652

Product:

Fixed Price

Meter ID	Days	Read Type	Previous Read Date	Previous Meter Read	Current Read Date	Current Meter Read	Multiplier	Usage (kWh)	Actual kW/kVA	Billed kW/kVA
7005369954SD	30	Actual	08/16/2023	0	09/14/2023	155	1.00	155	-	-
TOTAL								155	0	0

Electric Service Commercial

Service Period: 08/16/2023 to 09/14/2023 ✓

TXU Energy Fixed Price

Base Usage	155 kWh @	\$ 0.0377995	\$5.86
Other Charges			\$0.11
Market Securitization (Debt) Financing			\$0.06
Other ERCOT Incremental AS Charges			\$0.32
PUC Assessment			\$0.01

Total Commercial Charges \$6.36

Electric Service Distribution

Service Period: 08/16/2023 to 09/14/2023

Outdoor Lighting - Facilities			\$5.26
Distribution System Charge	155 kWh @	\$ 0.0210968	\$3.27
Transmission Cost Recov Factor	155 kWh @	\$ 0.0116129	\$1.80
Distribution Cost Recovery	155 kWh @	\$ 0.0116774	\$1.81
Transition Charge (TC3)	155 kWh @	\$ 0.0094839	\$1.47
Storm Recovery Charge	155 kWh @	\$ 0.0098065	\$1.52
Storm Recovery Tax Credit	155 kWh @	\$ 0.0005161	\$0.08 CR
Regulatory Asset Recovery	155 kWh @	\$ 0.0002581	\$0.04
TEEEF	155 kWh @	\$ 0.0018065	\$0.28
PUC Assessment			\$0.02

Total Distribution Charges \$15.39

TOTAL CHARGES FOR ESI ID \$21.75 ✓

Current Charges \$26,573.51 ✓

